

EN



General catalogue

all the products for
building industry
professionals

LITOKOL®

> Preview



> Eco-sustainability Page 4




The Zherorisk® project, the new generation of EVO products to safeguard the health of operators, the quality of the air and safety in transporting goods. Litokol's commitment to safeguarding the environment.

> Synopsis for choosing adhesives Page 22



The best product for all applications governed by the criteria of the UNI 11493 standard in force in Italy.

> Laying systems Page 40



All the experience accumulated by Litokol in over fifty years of working for tile installers, to obtain the best result from the product families.

> The products Page 69



The range of Litokol products, divided by families, with basic technical information.

> A guide to using Litokol products Page 109



The methods of using Litokol products grouped into a practical guide. **For correct use and detailed information, please refer to the technical data sheets available on www.litokol.it.**

Remember also that our technical department is always on hand to advise you.

> Index

> Preparation of substrates	> Cementitious adhesives	> Dispersion and reactive adhesives	> Grouts	> Silicone sealants	> Cleaners and surface treatments	> Waterproofing	> Special products
Litocem 70	Litokol K17 72	Litoacril Fix 76	Starlike® EVO 79	S100 - S105 86	Litoclean 91	Coverflex 96	Idrokol X20 102
Litocem Pronto 70	Litokol K18	Litoacril LA201 76	Starlike® Finishes 80	S70 86	Litoclean EVO 91	Elastocem 96	Latexkol 102
Litoliv S40 Eco 70	Litokol X11 73	Litoacril LA315 76	Starlike® Crystal EVO 80	S34 86	Litonet EVO 91	Osmogrout 96	Idrostuk 102
Litoliv Extra15 71	Litokol X12	Litoacril Plus 77	Starlike® ColorCrystal EVO 80	Ottocol M500 86	Litonet Gel EVO 91	Hidroflex 97	Concrete Primer 103
Litoliv Express 71	Litoflex Pro K80 73	Litoelastic EVO 77	Starlike® Decor 82	Ottocol M501 86	FillCleaner EVO 92	Aquamaster 97	Primer X94 103
Litoplan Smart 71	Litoplus K55 73	Litoelastic EVO FR 77	Decor Primer Fondo 82	Otto smoothing agent X-G X-GLM 88	Litonet Pro 92	Primer F 97	Primer C 103
	Powerflex K50 74		StenDecor 82	Otto Primer 1216 1217 / 1218 / 1105 88	Litostrip 92	Primer SK 98	Prepara Fondo EVO 104
	Superflex K77 74		Epoxyélite EVO 83	Otto Cleaner Primer 1101 88	Litoseal Terrazze 92	Litoband Tape 98	Hydrolux EVO 104
	Hyperflex K100 74		Epoxyélite EVO FR 83	Otto Cleaner T 88	Litocare Matt 92	Litoband SK Net 98	Litostick X35 104
	Litofast K86 75		FillGood EVO 83	Otto Fugenfux 88	Litogres Protector 93	Litoband SK Tape 98	Litogap 105
	Litostone K99 75		Litochrom 0-2 84		Litostone Protector 93	Litoproof Plus 98	Litoside 105
	Litoflott K88 75		Litochrom 1-6 84		Litocare Stone Glossy 94	Litoband SK Corners IC/EC 99	
			Litochrom 3-15 85		Litowax Gres & Natural Stone 94	Litoband SK Pipe Collar 99	> Spacers
			Litocolor 85		Litogrip Floor 94	Litoband SK Self-Adhesive Drain Collar 99	Litolevel 106
					Litostain Cleaner 94	Litoband Basic 99	Levelling spacers 106
					Litoshine EVO 94	Litoband Basic AI/AE 99	Spacers 107
						Litoproof Extreme 100	
						Litoband S.A.T. 100	
						Litoband P 100	
						Fibreglass mesh 100	

> vision

The skills honed in over fifty years of history have allowed Litokol, in terms of expertise developed and results, to realise its vision which revolves around the philosophy of its founder:

The people who work for Litokol are committed to making a unique contribution to the development of their company: it is not a question of simply promoting growth or economic results, but of conveying values of excellence, respect for others and the ability to find solutions to people's requirements. All of this represents the heart of our company and the vision with which we look to the future.

Litokol's staff is committed to contributing something unique to the development of their company:
**this means not just setting ourselves apart,
but being different.**

∨ mission

Litokol produces innovative, high-performance products for the ceramic and building community, developing its strategies for action on three fronts: new products, new technology and new markets.

The framework of these three different lines of development has led to the creation of adhesives, grouts, decorative products and building solutions which reach our customers all over the world on a daily basis.

Creating innovative products using new technology is one of the operational goals featured in our mission:
in a nutshell, different products must be created.



Zherorisk® is a research initiative carried out by Litokol's R&D division, with the participation of the University of Modena and Reggio Emilia, the DICAM (Department of Civil, Chemical, Environmental, and Materials Engineering) of Bologna and external research institutes. The

Zherorisk® platform is a technology projected into the future with the aim of developing an innovative generation of eco-sustainable building materials, at “zero risk”. The goal is to guarantee the safety of people through three aspects: **safeguarding the health of professional operators**; the **quality of air** in homes, places of work and free time; the **transportation of goods**.

The study of primary materials and ways to combine them leads to the creation of a new family of innovative products, all with eco-sustainable characteristics.



Zherorisk® Evolution Technology

The Zherorisk® project identifies the diversity of Litokol products: an investment in the safety of tile installers and people



Zero risk for the user

- ✓ Studies show that most VOC emission (Volatile Organic Compounds) occurs during application: the use of products with ultra-low VOC emission increases the safety of professional users; the lack of pungent and unpleasant odours makes the workplace much more comfortable.
- ✓ Non corrosive
- ✓ Non toxic
- ✓ Non-hazardous to the environment



Zero risk for homes

- ✓ Very low VOC emissions: safeguarding the quality of air in homes and the health of those who live there.



Zero risk in transportation

- ✓ Product not subject to restrictions for road, sea, air and rail transport
- ✓ No ADR restrictions for road transport
- ✓ No IMO containers for transport by sea



Zero risk for the environment

- ✓ Renewable primary materials
- ✓ Recycled materials
- ✓ Lower energy consumption
- ✓ Lower CO₂ emissions
- ✓ Reduced consumption of basic materials

Indoor pollution and Volatile Organic Compounds (VOC)

One of the main causes of indoor pollution is the emission of Volatile Organic Compounds (VOC).

These are chemical compounds of various types which are volatile, i.e. they evaporate easily into the air at room temperature. They are found in many everyday products, in building materials and furnishings (e.g. furniture, carpet, coverings, insulation), which may be the cause of continuous, long-lasting emissions over time.

Everybody at some stage or other has experienced the strong odours emitted after installing a new piece of furniture or painting the walls. The odours are caused by the volatility of certain substances contained in the wood of furniture or paints. In fact, high VOC concentrations are predominantly found during the period immediately after laying certain materials or the installation of furniture. VOC emissions are at their highest at the beginning of the product's lifecycle and so, one of the most critical moments is when the operator prepares and uses it, especially in closed or poorly ventilated areas. After which, the emission rate tends to drop significantly and relatively quickly (within one week for paints and adhesives, and six months for other chemical compounds). The challenge presented by the Zherorisk® research initiative was to drastically reduce the emission of volatile organic compounds (VOC), the main cause of indoor pollution, without altering the chemical and physical properties of the products.

Certifications



EC1 PLUS

Litokol products come with EMICODE EC1 PLUS certification and labelling, for “products with a very low volatile organic compound emission rate” in compliance with the guidelines issued by GEV (association for the control of building material emissions), **with much lower values than the limit values.**



Émission dans l'air intérieur

“Émission dans l'air intérieur” is the mandatory labelling of building products or wall and floor covering products used in buildings, in accordance with the French regulation on the characteristics of volatile pollution emissions (VOC) for the product. The product emission level is indicated by a class ranging from A+ (very low emissions) to C (high emissions), according to the same principle used for electrical appliances.

The products will be accompanied by the **Environmental Product Declaration EPD** to provide relevant information, verified by third parties, about the impact on the environment. All the features of the Zherorisk® products are certified by third-party research institutions.

goods transportation and environmental protection

Zherorisk® products, in addition to being eco-compatible, safe for the environment and human health, with ultra-low VOC emissions, can be safely transported because they are free from substances that are harmful to the environment and not subject to the regulations included in the ADR regulation governing the transportation of hazardous goods.

The path taken on toxicological studies and the reform of all chemical substances included in the **Reach/CLP** European standards that introduces the **United Nations globally harmonized system GHS**, has allowed the classification and labelling criteria to be harmonised, thus encouraging the free movement of goods whilst ensuring a high level of protection for man and the environment.

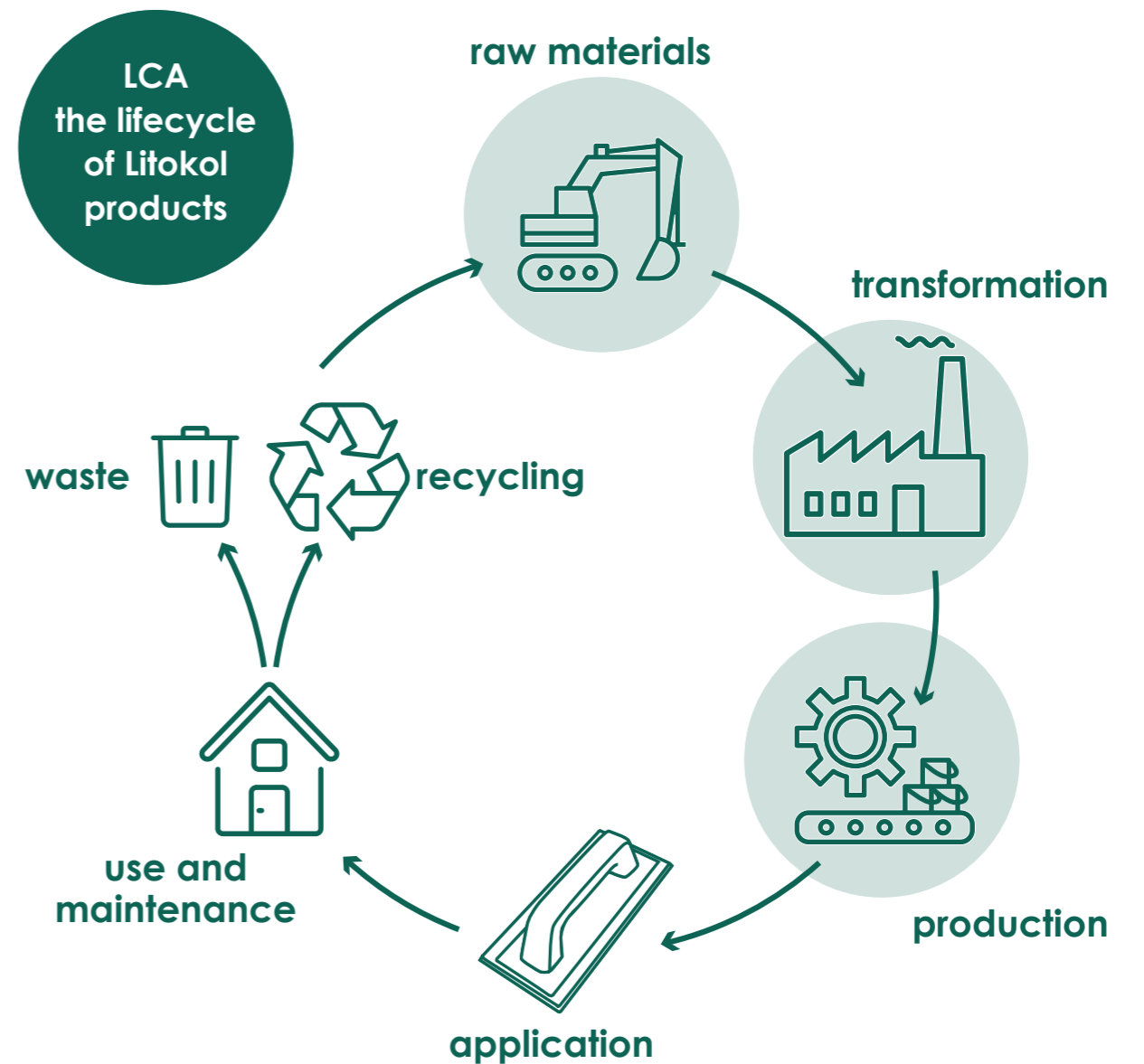
With the new basic substances developed as a result of the Zherorisk® project, it was possible to **obtain products with minimum risk labelling**, with no obligations imposed by the ADR regulation, allowing for significant cost savings in terms of shipping and logistical time frames.



When it comes to international transportation over long distances, our products can also be transported by sea in **containers without IMO shipping certification** (International Maritime Organization).

Environmental Product Declaration EPD

Litokol has embarked on the path for the **EPD (Environmental Product Declaration)** emissions of its products. The EPD or Environmental Product Declaration is a tool for communicating objective, comparable and credible information relating to the environmental performance of products and services. The performances reported in the EPD are based on the methodological study **LCA (Life Cycle Assessment)** or Analysis of the Life Cycle of the products. The processes included in the LCA analysis were chosen according to the *“from cradle to gate”* parameter excluding the phases which do not depend directly on and are not controlled by Litokol.



➤ new quartz colouring system

The definition “EVO” identifies **new generation** Litokol products with the common features of eco-compatibility and safety for operators, people and transportation, resulting from the Zherorisk® project.

To support the process of innovation generated by the Zherorisk® project, the company has made strategic, technological and management choices which concern all the parties in the cycle and production chain. This development process is enhanced and completed by a strategic analysis of “**make or buy**”, which has led Litokol to undertake an important technological investment in know-how geared towards the **vertical integration upstream** of its supply chain.


With the expansion of the factory at the central site in Rubiera, an ultra-modern **quartz colouring system** has been installed based on an exclusive procedure which is a

breakthrough in the panorama of this type of raw material.

This one-of-a-kind, latest generation system allows **fine-grain micro granules of quartz to be coloured** (unlike commonly used quartz) with an exclusive cold sintering process.


This innovative process, starting with the latest-generation Starlike® EVO epoxy grout, will allow Litokol to maintain a competitive advantage that will be difficult to beat, protected from any attempts of reverse engineering. The use of **sintered quartz micro granules** in the new Starlike® EVO epoxy grout is a significant step forward compared to the previous version which was already the benchmark for the market.

This undertaking by Litokol fits in perfectly with its mission: **to produce innovative products using new technology, not to set itself apart, but to be different.**



Fine-grain coloured quartz micro granules coloured with an exclusive cold sintering process.

coloured quartz



FINE-GRAIN QUARTZ MICRO GRANULES COLD SINTERED AND COATED WITH A UNIFORM LAYER OF COLOUR WITH EXCLUSIVE LITOKOL TECHNOLOGY.

Coarse-grain standard quartz: more uneven and less compact surface making it easier for dirt to be picked up.

Fine-grain quartz: ultra-smooth and compact surface with a high aesthetic impact and minimum staining.



The fine grain of coloured quartz makes the mixture significantly more **fluid** when being applied, making it easier to fill the joints. From an aesthetic point of view, the grouting is smoother and more compact while the **colours assume a softer and more intense appearance** which blends perfectly with the surface of the tile, making the joint virtually invisible with tone-on-tone colours.

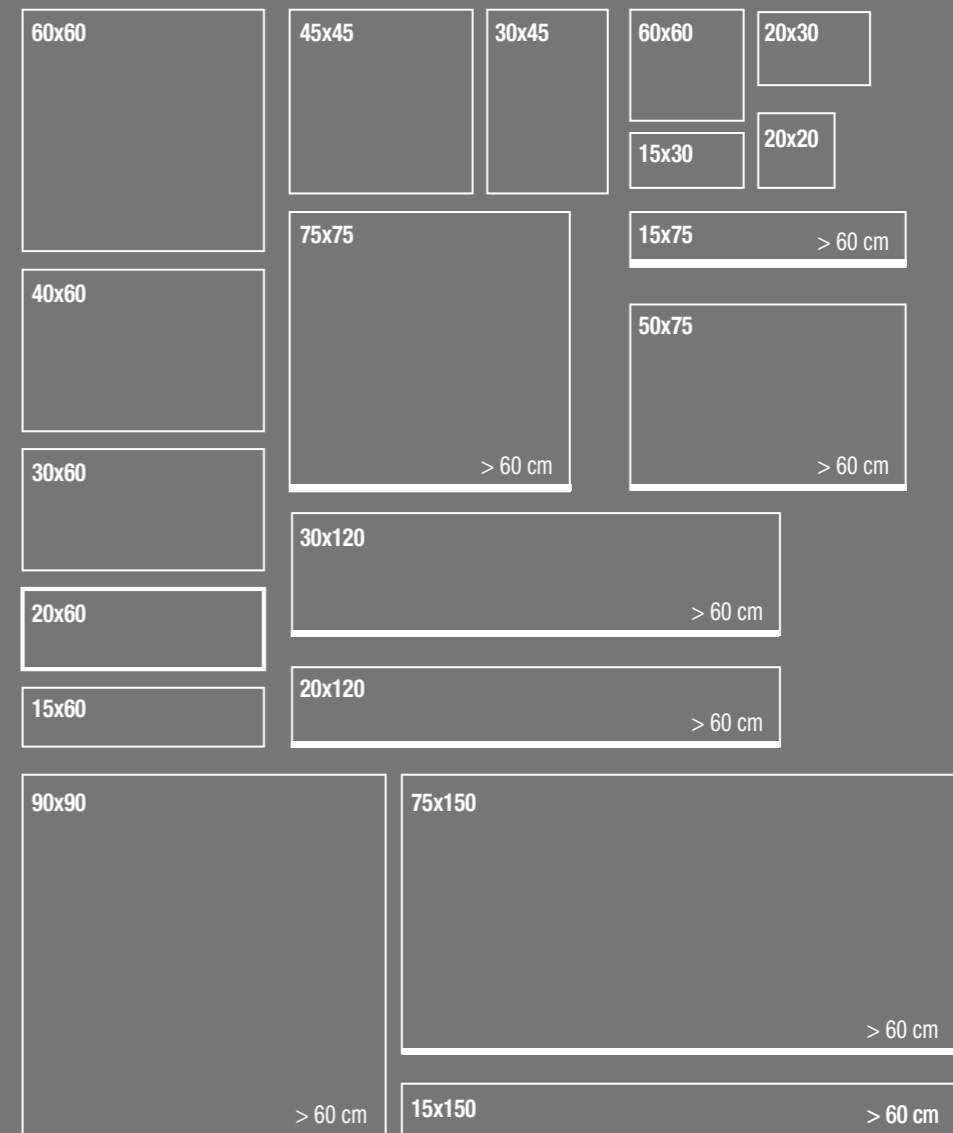
> the company

For over fifty years, Litokol has focused on research and innovation, promoting **innovative solutions** all over the world for professionals in the building and design industry.

In addition to a widespread presence throughout Italy, Litokol now also means a capillary distribution on an international level. It is present in over 100 countries in the world and operates directly with sales companies or production facilities in strategic markets, such as Russia, Ukraine, Armenia, China and India .



> Synopsis for choosing adhesives



> Ceramic floor and wall tiles

The UNI 11493-1:2016 standard in force in Italy, which provides the indications required to choose materials, the correct design, use and installation of ceramic tiles, defines large format tiles as having a side longer than 60 cm.




Internal floors in residential and public/commercial settings (pedestrian areas)



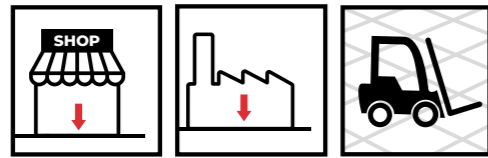
TYPE OF SUBSTRATE	LITOKOL K17/K18	LITOKOL X11/X12	LITOFLEX PRO K80	LITOPUS K55	POWERFLEX K50	SUPERFLEX K77
CLASSIFICATION ACCORDING TO EN 12004 - EN 12002	C1	C2TE	C2TE	C2TE	C2TE S1	C2TE S1
CEMENTITIOUS SCREED OR LITOCEM BASE WITHOUT HEATING	≤ 60	≤ 60	≤ 120	≤ 120	> 120	> 120
CEMENTITIOUS SCREED OR LITOCEM BASE WITH HEATING	-	≤ 30	≤ 90	≤ 90	≤ 120	≤ 120
SULPHATE-BASED SCREED (ANHYDRITE) WITHOUT HEATING (1)	≤ 60	≤ 60	≤ 120	≤ 120	> 120	> 120
SULPHATE-BASED SCREED (ANHYDRITE) WITH HEATING (1)	-	≤ 30	≤ 90	≤ 90	≤ 120	≤ 120
CAST-IN-PLACE CONCRETE (2)	-	≤ 60	≤ 120	≤ 120	> 120	> 120
PRE-CAST CONCRETE	-	-	≤ 30	≤ 30	≤ 60	≤ 60
PRE-EXISTING SUBSTRATES MADE OF TILES, MOSAICS, STONE, AGGLOMERATE FLOORS, MARBLE TILES (3)	-	≤ 30	≤ 90	≤ 90	≤ 120	≤ 120
PRE-EXISTING SUBSTRATES MADE OF PARQUET, PVC, RESIN	-	-	-	-	-	-
PRE-EXISTING SUBSTRATES WITH ORGANIC ADHESIVE RESIDUE (4)	-	≤ 30	≤ 90	≤ 90	≤ 120	≤ 120
SUBSTRATES WATERPROOFED WITH LITOPROOF PLUS, HIDROFLEX, AQUAMASTER, ELASTOCEM, COVERFLEX	-	≤ 30	≤ 60	≤ 60	≤ 120	≤ 120
WOOD OR METAL SUBSTRATES	-	-	-	-	-	-

LONGEST TILE SIDE ALLOWED (cm)



HYPERFLEX K100	LITOFAST K86	LITOSTONE K99	LITOFLOTT K88	LITOACRIL FIX/PLUS	LITOACRIL LA315/LA201	LITOELASTIC EVO
C2TE S2	C2FT	C2FE	C2FE	D1E (Fix) D2TE (Plus)	D1TE	R2T
> 120	≤ 120	≤ 120	≤ 120	≤ 30	≤ 30	> 120
> 120	≤ 90	≤ 90	≤ 90	-	-	> 120
> 120	≤ 120	≤ 120	≤ 120	≤ 30	≤ 30	> 120
> 120	≤ 90	≤ 90	≤ 90	-	-	> 120
> 120	≤ 120	≤ 120	≤ 120	-	-	> 120
≤ 90	≤ 30	≤ 30	≤ 30	-	-	≤ 90
> 120	≤ 90	≤ 90	≤ 90	-	-	> 120
-	-	-	-	-	-	> 120
> 120	≤ 90	≤ 90	≤ 90	-	-	> 120
> 120	≤ 60	≤ 60	≤ 60	-	-	> 120
-	-	-	-	-	-	≤ 90

KEY: 1 - After treatment with Primer C or Primer X94 in the case of cementitious adhesives (C). Maximum humidity = 0.5% / 2 - Curing time: minimum 6 months
3 - After cleaning and degreasing with a solution of water and caustic soda / 4 - After treatment with Prepara Fondo EVO in the case of cementitious adhesives

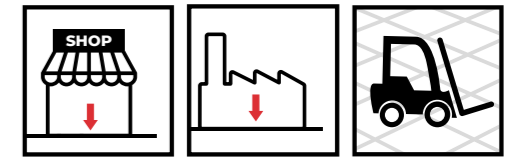


Internal floors in public/commercial and industrial settings with heavy traffic



TYPE OF SUBSTRATE	LITOKOL X11 / X12	LITOFLEX PRO K80	LITOPPLUS K55	POWERFLEX K50	SUPERFLEX K77
CLASSIFICATION ACCORDING TO EN 12004 - EN 12002	C2TE	C2TE	C2TE	CETE S1	C2TE S1
CEMENTITIOUS SCREED OR LITOCEM BASE WITHOUT HEATING	≤ 60	≤ 90	≤ 90	≤ 120	≤ 120
CAST-IN-PLACE CONCRETE (1)	≤ 90	≤ 120	≤ 120	> 120	> 120
PRE-CAST CONCRETE	-	≤ 30	≤ 30	≤ 60	≤ 60
PRE-EXISTING SUBSTRATES MADE OF TILES, MOSAICS, STONE, AGGLOMERATE FLOORS, MARBLE TILES (2)	≤ 30	≤ 90	≤ 90	≤ 120	≤ 120
PRE-EXISTING SUBSTRATES MADE OF RESILIENT FLOOR MATERIALS OR RESIN	-	-	-	-	-
PRE-EXISTING SUBSTRATES WITH ORGANIC ADHESIVE RESIDUE (3)	≤ 30	≤ 90	≤ 90	≤ 120	≤ 120
SUBSTRATES WATERPROOFED WITH LITOPROOF PLUS, HIDROFLEX, AQUAMASTER, ELASTOCEM, COVERFLEX	≤ 30	≤ 60	≤ 60	≤ 120	≤ 120
METAL SUBSTRATES	-	-	-	-	-

LONGEST TILE SIDE ALLOWED (cm)



HYPERFLEX K100	LITOFAST K86	LITOSTONE K99	LITOFLOTT K88	LITOELASTIC EVO
C2TE S2	C2FT	C2FE	C2FE	R2T
> 120	≤ 90	≤ 90	≤ 90	> 120
> 120	≤ 120	≤ 120	≤ 120	> 120
≤ 90	≤ 30	≤ 30	≤ 30	≤ 90
> 120	≤ 90	≤ 90	≤ 90	> 120
-	-	-	-	> 120
> 120	≤ 90	≤ 90	≤ 90	> 120
> 120	≤ 60	≤ 60	≤ 60	> 120
> 120	-	-	-	≤ 90

KEY: 1 - After curing: minimum 6 months / 2 - After cleaning and degreasing with a solution of water and caustic soda / 3 - After treatment with Prepara Fondo EVO in the case of cementitious adhesives



Internal walls in residential, public/commercial and industrial settings



TYPE OF SUBSTRATE	LITOKOL K17/K18	LITOKOL X11/X12	LITOFLEX PRO K80	LITOPPLUS K55	POWERFLEX K50
CLASSIFICATION ACCORDING TO EN 12004 - EN 12002	C1	C2TE	C2TE	C2TE	C2TE S1
LIME/CEMENT-BASED PLASTER	≤ 60	≤ 90	≤ 90	≤ 90	> 120
GYPSUM-BASED PLASTER (1)	≤ 60	≤ 90	≤ 90	≤ 90	> 120
CAST-IN-PLACE CONCRETE (2)	-	≤ 60	≤ 90	≤ 90	> 120
PRE-CAST CONCRETE	-	≤ 60	≤ 90	≤ 90	> 120
PRE-EXISTING SUBSTRATES MADE OF OLD TILES, MOSAICS, STONE (3)	-	≤ 30	≤ 90	≤ 90	≤ 120
SUBSTRATES WATERPROOFED WITH LITOPROOF PLUS, HIDROFLEX, AQUAMASTER, ELASTOCEM, COVERFLEX	-	≤ 30	≤ 60	≤ 60	≤ 120
FIBRE CEMENT AND CEMENT-BASED PANELS	≤ 30	≤ 30	≤ 60	≤ 60	≤ 120
WOOD PANELS (CTBX AND CTBH) METAL SUBSTRATES	-	-	-	-	-
WATERPROOF AND NON-WATERPROOF PLASTERBOARD (4)	-	≤ 30	≤ 60	≤ 60	≤ 90
ELEMENTS IN AUTOCLAVED AERATED CONCRETE (5)	≤ 60	≤ 90	≤ 90	≤ 90	≤ 90
THERMAL INSULATED AND SOUNDPROOF PANELS - LIGHTWEIGHT PANELS	-	-	≤ 60	≤ 60	≤ 90

LONGEST TILE SIDE ALLOWED (cm)

KEY: 1 - After treatment with Primer C or Primer X94 in the case of cementitious adhesives (C) / 2 - Curing time: minimum 6 months / 3 - After cleaning and degreasing with a solution of water and caustic soda / 4 - After treatment with Primer C or Primer X94 for non-waterproof plasterboard in the case of cementitious adhesives / 5 - After treatment with Primer X94 / (*) Only to be used for non-waterproof plasterboards without treatment with Primer



SUPERFLEX K77	HYPERFLEX K100	LITOFAST K86	LITOSTONE K99	LITOACRIL FIX/PLUS	LITOACRIL LA315/LA201	LITOELASTIC EVO
C2TE S1	C2TE S2	C2FT	C2FE	D1E (Fix) D2TE (Plus)	D1TE	R2T
> 120	> 120	≤ 90	≤ 90	≤ 60	≤ 60	> 120
> 120	> 120	≤ 90	≤ 90	≤ 60	≤ 60	> 120
> 120	> 120	≤ 90	≤ 90	≤ 30	≤ 30	> 120
> 120	> 120	≤ 90	≤ 90	≤ 30	≤ 30	> 120
≤ 120	> 120	≤ 90	≤ 90	-	-	≤ 120
≤ 120	> 120	≤ 60	≤ 60	-	-	> 120
≤ 120	> 120	≤ 60	≤ 60	-	-	> 120
≤ 90	≤ 90	≤ 60	≤ 60	≤ 30*	≤ 30*	≤ 90
≤ 90	≤ 90	≤ 90	≤ 90	-	-	≤ 90
≤ 90	≤ 120	≤ 60	≤ 60	-	-	≤ 120



External floors in residential, public/ commercial and industrial settings



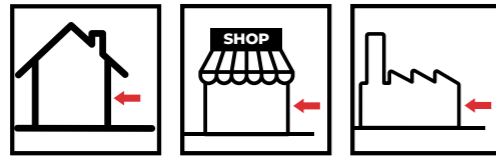
TYPE OF SUBSTRATE	LITOKOL K17/K18	LITOKOL X11/X12	LITOFLEX PRO K80	LITOPPLUS K55	POWERFLEX K50
CLASSIFICATION ACCORDING TO EN 12004 - EN 12002	C1	C2TE	C2TE	C2TE	C2TE S1
CEMENTITIOUS SCREED OR LITOCHEM BASE WITHOUT HEATING	≤ 30	≤ 60	≤ 90	≤ 90	≤ 120
CAST-IN-PLACE CONCRETE (1)	≤ 30	≤ 60	≤ 90	≤ 90	≤ 120
PRE-CAST CONCRETE	-	-	≤ 30	≤ 30	≤ 60
PRE-EXISTING SUBSTRATES MADE OF TILES, MOSAICS, STONE, AGGLOMERATE FLOORS, MARBLE TILES (2)	-	≤ 30	≤ 90	≤ 90	≤ 120
SUBSTRATES WATERPROOFED WITH ELASTOCHEM, COVERFLEX OR LITOPROOF EXTREME, AQUAMASTER	-	≤ 30	≤ 60	≤ 60	≤ 120
SUBSTRATES WATERPROOFED WITH RESINS TREATED WITH DRY-SHAKE QUARTZ TOPPING	-	-	-	-	≤ 120
METAL SUBSTRATES	-	-	-	-	-

LONGEST TILE SIDE ALLOWED (cm)



SUPERFLEX K77	HYPERFLEX K100	LITOFAST K86	LITOSTONE K99	LITOFLOTT K88	LITOElastic EVO
C2TE S1	C2TE S2	C2FT	C2FE	C2FE	R2T
≤ 120	> 120	≤ 90	≤ 90	≤ 90	> 120
≤ 120	> 120	≤ 90	≤ 90	≤ 90	> 120
≤ 60	≤ 90	≤ 30	≤ 30	≤ 30	≤ 90
≤ 120	> 120	≤ 90	≤ 90	≤ 90	> 120
≤ 120	> 120	≤ 60	≤ 60	≤ 60	> 120
≤ 120	> 120	-	-	-	> 120
-	-	-	-	-	≤ 90

KEY: 1 - Curing time: minimum 6 months / 2 - After cleaning and degreasing with a solution of water and caustic soda



External walls



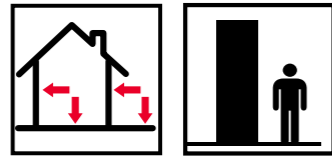
TYPE OF SUBSTRATE	LITOKOL X11/X12	LITOFLEX PRO K80	LITOPUS K55	POWERFLEX K50
CLASSIFICATION ACCORDING TO EN 12004 - EN 12002	C2TE	C2TE	C2TE	C2TE S1
LIME/CEMENT-BASED PLASTER	≤ 30	≤ 60	≤ 60	≤ 90
CAST-IN-PLACE CONCRETE (1)	≤ 30	≤ 60	≤ 60	≤ 90
PRE-CAST CONCRETE	≤ 30	≤ 60	≤ 60	≤ 90
PRE-EXISTING SUBSTRATES MADE OF OLD TILES, MOSAICS, STONE (2)	-	-	-	≤ 30
SUBSTRATES WATERPROOFED WITH ELASTOCEM, COVERFLEX OR AQUAMASTER	-	≤ 30	≤ 30	≤ 90
FIBRE CEMENT PANELS	-	≤ 30	≤ 30	≤ 60
METAL SUBSTRATES	-	-	-	-

LONGEST TILE SIDE ALLOWED (cm)



SUPERFLEX K77	HYPERFLEX K100	LITOFLEX K86	LITOSTONE K99	LITOElastic EVO
C2TE S1	C2TE S2	C2FT	C2FE	R2T
≤ 90	> 120	≤ 60	≤ 60	> 120
≤ 90	> 120	≤ 60	≤ 60	> 120
≤ 90	> 120	≤ 60	≤ 60	> 120
≤ 30	≤ 60	-	-	≤ 120
≤ 90	> 120	≤ 30	≤ 30	> 120
≤ 60	≤ 90	≤ 30	≤ 30	≤ 90
-	-	-	-	≤ 120

KEY: 1 - Curing time: minimum 6 months / 2 - After cleaning and degreasing with a solution of water and caustic soda
 NB: In the case of tiled surfaces characterised by a significant vertical slip (> 3m) subject to high levels of tension in expansion joints due to the variations in air temperature and relative humidity and considering the safety risks posed by any tiles coming loose, it is recommended to consult the Litokol technical support service in order to precisely define the safest type of installation.



Installation of thin, large format slabs

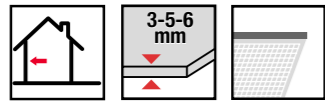


Internal wall installation of slabs with 6 mm width

Page 35

SUBSTRATES

- civil building plaster, gypsum-based plaster, plasterboard, fibre cement panels.
- concrete, old ceramic, marble tiles, stone material.
- wood composition panels, metal.



Internal wall installation of slabs with 3-5-6 mm thickness with reinforced backing Page 36

SUBSTRATES

- civil building plaster, gypsum-based plaster, plasterboard, fibre cement panels.
- concrete, old ceramic, marble tiles, stone material.
- wood composition panels, metal.

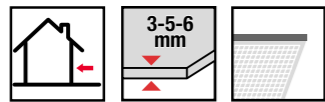


External wall installation of slabs with 6 mm width

Page 37

SUBSTRATES

- plaster.
- concrete.



External wall installation of slabs with 3-5-6 mm thickness with reinforced backing Page 38

SUBSTRATES

- plaster.
- concrete.



Internal/external floor installation of slabs with no vehicle traffic and 3-5-6 mm thickness with reinforced backing Page 39

SUBSTRATES

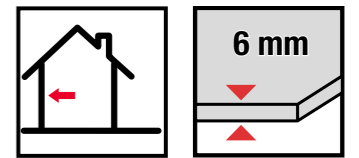
- calcium sulphate-based cementitious screeds with heating, self-levelling, concrete, old ceramic, marble tiles, stone material.
- wood, PVC, rubber, linoleum, metal, resin.



External floor installation with no vehicle traffic of slabs with 5-6 mm thickness with reinforced backing Page 39

SUBSTRATE

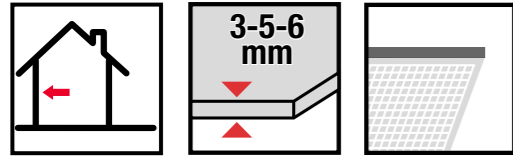
- separation/waterproofing membrane stated as suitable by the manufacturer



Internal wall installation of slabs with 6 mm width				
Substrates: civil building plaster, gypsum-based plaster, plasterboard, fibre cement panels.				
At the discretion of the works supervisor.	Slab format (cm)	Product	Class	Treatment
Cementitious adhesives with normal setting	Up to 100x150 cm	Superflex K77 Powerflex K50	C2TE S1	On gypsum-based substrates and plasterboard, apply first PRIMER C or PRIMER X94
	All formats	Hyperflex K100	C2TE S2	
Cementitious adhesives with fast-setting	Up to 100x50 cm	Litostone K99 + Latexkol diluted 1:1 with water	C2FE S1	
	All formats	Litostone K99 + Latexkol	C2F S2	

Internal wall installation of slabs with 6 mm width				
Substrates: concrete, old ceramic, marble tiles, stone material.				
At the discretion of the works supervisor.	Slab format (cm)	Product	Class	Treatment
Cementitious adhesives with normal setting	Up to 100x150 cm	Superflex K77 Powerflex K50	C2TE S1	On old ceramic, marble tiles and stone material, first apply Prepara Fondo EVO
	All formats	Hyperflex K100	C2TE S2	
Cementitious adhesives with fast-setting	Up to 100x150 cm	Litostone K99 + Latexkol diluted 1:1 with water	C2FE S1	
	All formats	Litostone K99 + Latexkol	C2F S2	

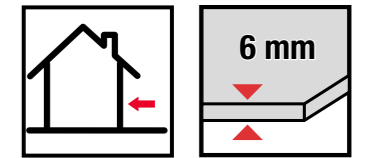
Internal wall installation of slabs with 6 mm width				
Substrates: wood composition panels, metal.				
At the discretion of the works supervisor.	Slab format (cm)	Product	Class	Treatment
Reactive adhesive	All formats	Litoelastic EVO	R2T	Not required



Internal wall installation of slabs with 3-5-6 mm thickness with reinforced backing				
Substrates: civil building plaster, gypsum-based plaster, plasterboard, fibre cement panels.				
At the discretion of the works supervisor.	Slab format (cm)	Product	Class	Treatment
Normal-setting cementitious adhesives	Up to 100x150 cm	Superflex K77 Powerflex K50	C2TE S1	On gypsum-based substrates and plasterboard, first apply PRIMER C or PRIMER X94
	All formats	Hyperflex K100	C2TE S2	
Fast-setting cementitious adhesives	Up to 100X50 cm	Litostone K99 + Latexkol diluted 1:1 with water	C2FE S1	
	All formats	Litostone K99 + Latexkol	C2F S2	

Internal wall installation of slabs with 3-5-6 mm thickness with reinforced backing				
Substrates: concrete, old ceramic tiles, marble tiles, stone material.				
At the discretion of the works supervisor.	Slab format (cm)	Product	Class	Treatment
Normal-setting cementitious adhesives	All formats	Hyperflex K100	C2TE S2	On old ceramic tiles, marble tiles and stone material, first apply Prepara Fondo EVO
Fast-setting cementitious adhesives	All formats	Litostone K99 + Latexkol	C2F S2	

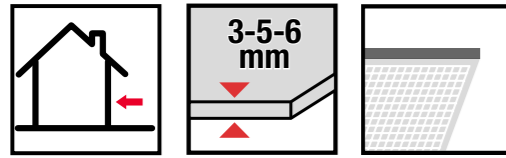
Internal wall installation of slabs with 3-5-6 mm thickness with reinforced backing				
Substrate: wood composition panels, metal.				
At the discretion of the works supervisor.	Slab format (cm)	Product	Class	Treatment
Reactive adhesive	All formats	Litoelastic EVO	R2T	Not required



External wall installation of slabs with 6 mm width				
Substrate: plaster.				
At the discretion of the works supervisor.	Slab format (cm)	Product	Class	Treatment
Normal-setting cementitious adhesives	All formats	Hyperflex K100	C2TE S2	Not required
Fast-setting cementitious adhesives	All formats	Litostone K99 + Latexkol	C2F S2	

External wall installation of slabs with 6 mm width				
Substrate: concrete.				
At the discretion of the works supervisor.	Slab format (cm)	Product	Class	Treatment
Normal-setting cementitious adhesives	All formats	Hyperflex K100	C2TE S2	Not required
Fast-setting cementitious adhesives	All formats	Litostone K99 + Latexkol	C2F S2	


For external wall installations, where tiled surfaces are characterised by a significant vertical slip (> 3 m) subject to high levels of tension in expansion joints due to the variations in air temperature and relative humidity and considering the safety risks posed by any tiles coming loose, it is recommended to consult the Litokol S.p.A technical support service in order to precisely define the safest type of installation.



External wall installation of slabs with 3-5-6 mm thickness with reinforced backing				
Substrate: plaster.				
At the discretion of the works supervisor.	Slab format (cm)	Product	Class	Treatment
Normal-setting cementitious adhesives	Up to 100x150 cm	Hyperflex K100	C2TE S2	Not required
Reactive adhesive	All formats	Litoelastic EVO	R2T	
Fast-setting cementitious adhesives	Up to 100X50 cm	Litostone K99 + Latexkol	C2F S2	

External wall installation of slabs with 3-5-6 mm thickness with reinforced backing				
Substrate: concrete.				
At the discretion of the works supervisor.	Slab format (cm)	Product	Class	Treatment
Normal-setting cementitious adhesives	Up to 100x150 cm	Hyperflex K100	C2TE S2	Not required
Reactive adhesive	All formats	Litoelastic EVO	R2T	
Fast-setting cementitious adhesives	Up to 100X50 cm	Litostone K99 + Latexkol	C2F S2	

For external wall installations, where tiled surfaces are characterised by a significant vertical slip (> 3 m) subject to high levels of tension in expansion joints due to the variations in air temperature and relative humidity and considering the safety risks posed by any tiles coming loose, it is recommended to consult the Litokol S.p.A technical support service in order to precisely define the safest type of installation.



Internal/external wall installation of slabs with no vehicle traffic and 3-5-6 mm thickness with reinforced backing				
OUTDOORS provided that the substrates are covered (e.g. porches, covered balconies, etc.) and fully waterproofed. The use of formats no bigger than 100x100 cm is recommended.				
Substrates: calcium sulphate-based cementitious screeds with heating, self-levelling, concrete, old ceramic tiles, marble tiles, stone material.				
At the discretion of the works supervisor.	Slab format (cm)	Product	Class	Treatment
Normal-setting cementitious adhesives	Indoors: all formats	Hyperflex K100	C2TE S2	For gypsum-based, self-levelling substrates: PRIMER C For old ceramic tiles, marble tiles, stone material: Prepara Fondo EVO
	Outdoors: up to 100x100 cm			
Fast-setting cementitious adhesives	Indoors: all formats	Litostone K99 + Latexkol	C2F S2	
	Outdoors: up to 100x100 cm			

Internal/external wall installation of slabs with no vehicle traffic and 3-5-6 mm thickness with reinforced backing				
OUTDOORS provided that the substrates are covered (e.g. porches, covered balconies, etc.) and fully waterproofed. The use of formats no bigger than 100x100 cm is recommended.				
Substrates: wood, PVC, rubber, linoleum, metal, resin.				
At the discretion of the works supervisor.	Slab format (cm)	Product	Class	Treatment
Reactive adhesive	Indoors: all formats	Litoelastic EVO	R2T	Not required
	Outdoors: up to 100x100 cm			



External wall installation of slabs with no vehicle traffic and 5-6 mm thickness with reinforced backing				
Substrate: separation/waterproofing membrane stated as suitable by the manufacturer				
At the discretion of the works supervisor.	Slab format (cm)	Product	Class	Treatment
Normal-setting cementitious adhesives	Up to 100x100 cm	Hyperflex K100	C2TE S2	Not required
Fast-setting cementitious adhesives	Up to 100x100 cm	Litostone K99 + Latexkol	C2F S2	

> Laying system index

Green or moisture-sensitive marble and resin-based reconstituted marble	42
White marble or tiles prone to staining	43
Waterproofing and laying ceramics on balconies and terraces	44
Ceramics tiles on heated floors	48
Porcelain stoneware tiles on existing ceramic tiles	49
Waterproofing indoor wet areas with liquid membranes	50
Waterproofing indoor wet areas with flexible sheets	52
Waterproofing and laying ceramics tiles or mosaics in swimming pools	54
Waterproofing and laying ceramic tiles or mosaics in spas, wellness centres and whirlpools	58
Reinforced thin slabs on floors with existing tiles	59
Porcelain stoneware on floors subject to strong chemical attack	60
Thickened porcelain stoneware tiles or clinker tiles on floors subject to heavy traffic	61
Ceramic tiles on façades	62
Cladding insulation façade	63
Ceramic tiles on metal substrates	64
Perimeter and fractionation joints created in-situ	65
Starlike® EVO as decorative finish for internal walls and overlay on existing ceramic tiles	66
Artistic mosaics and glass mosaics	68

> Laying systems



System for laying
green marble or
moisture-sensitive marble
and resin-based
reconstituted marble

green marble

5

4

3

2

1

Products

- 1 - CONCRETE SUBSTRATE
- 2 - POLYTHENE SHEET
- 3 - LITOCEM or LITOCEM PRONTO SCREED
- 4 - LITOELASTIC EVO
- 5 - LITOCHEM 1-6
- 6 - OTTOPRIMER 1216 + OTTOSEAL S70



System for laying
white marble or
marble prone to staining

white marble

6

5

4

3


2

1

Products

- 1 - CONCRETE SUBSTRATE
- 2 - POLYTHENE SHEET
- 3 - LITOCEM or LITOCEM PRONTO SCREED
- 4 - LITOSTONE K99
- 5 - LITOCHEM 1-6
- 6 - OTTOPRIMER 1216 + OTTOSEAL S70





PROTECTION OF COPING AND OVERFLOW EDGES

6 - WATERPROOFED FRACTIONATION JOINT

System for
waterproofing
and laying ceramic tiles
on balconies and terraces

balconies terraces

with two-component waterproofing membranes

Products




- 1 - CONCRETE SUBSTRATE
- 2 - LITOCEM or LITOCEM PRONTO SCREED (sloping)
- 3 - LITOBAND SK Self-Adhesive Drain Collar
- 4 - COVERFLEX/ELASTOCEM
- 5 - FIBREGLASS MESH
- 6 - WATERPROOFED FRACTIONATION JOINT
- 7 - LITOBAND SK Tape
- 8 - LITOGAP
- 9 - SUPERFLEX K77 or POWERFLEX K50
- 10 - STARLIKE® EVO, EPOXYÉLITE EVO or LITOCROM 3-15 (grouting joints)
- 11 - OTTOPRIMER 1216 + OTTOSEAL S70 (fractionation joint)

System for waterproofing and laying ceramic tiles on balconies and terraces

balconies terraces

with single-component waterproofing membranes




- 1 - CONCRETE SUBSTRATE**
2 - VAPOUR BARRIER
3 - LITOCEM or LITOCEM PRONTO SCREED (sloping)
4 - LITOBAND SK Self-Adhesive Drain Collar
5 - AQUAMASTER (first coat diluted with 10% water)
6 - AQUAMASTER (second coat)
7 - AQUAMASTER (third coat)
8 - LITOBAND Sk Tape
9 - SUPERFLEX K77, HYPERFLEX K100
10 - WATERPROOFED FRACTIONATION JOINT
11 - STARLIKE® EVO, EPOXYÉLITE EVO or LITOCHROM 3-15 (grouting joints)
12 - LITOGAP
13 - LITOSIDE
14 - OTTOPRIMER 1216 + OTTOSEAL S70 (perimeter and fractionation joint)

Products



System for laying ceramic tiles on heated floors

heated floors



Products

- 1 - CONCRETE SUBSTRATE
- 2 - POLYTHENE SHEET
- 3 - INSULATING PANEL
- 4 - RADIANT SYSTEM
- 5 - LITOCEM SCREED or LITOCEM PRONTO SCREED
- 6 - LITOFLEX PRO K80 or SUPERFLEX K77
- 7 - STARLIKE® EVO or LITOCHROM 3-15 or LITOCHROM 1-6
- 8 - OTTOPRIMER 1216 + OTTOSEAL S70 (fractionation joint)



System for laying porcelain stoneware tiles on existing tiles

porcelain stoneware on existing tiles


Products

- 1 - OLD CERAMIC TILES
- 2 - PREPARA FONDO EVO
- 3 - LITOFLEX PRO K80 /SUPERFLEX K77/POWERFLEX K50
- 4 - PORCELAIN STONWARE TILES
- 5 - STARLIKE® EVO, LITOCHROM 1-6 LITOCHROM 3-15 or FILLGOOD EVO



System for waterproofing
indoor wet areas with
liquid membranes

liquid membranes




Products

- 1 - SUBSTRATE
- 2 - PRIMER SK
- 3 - LITOBAND SK Self-Adhesive Drain Collar
- 4 - HIDROFLEX (first coat)
- 5 - LITOBAND SK Internal corner (IC)
- 6 - LITOBAND SK Tape
- 7 - LITOBAND SK Pipes Collar
- 8 - HIDROFLEX (second coat)
- 9 - LITOFLEX K80 PRO
- 10 - CERAMIC TILES
- 11 - STARLIKE® EVO, EPOXYÉLITE EVO
or LITOKROM 1-6 (grouting joints)
- 12 - OTTOSEAL S100/105 or S70

System for waterproofing indoor wet areas with flexible sheets

flexible sheets



Products

- 1 - SUBSTRATE
- 2 - HIDROFLEX (first coat for the bonding of Litoband Plus)
- 3 - LITOPROOF PLUS
- 4 - LITOBAND SK Self-Adhesive Drain Collar
- 5 - HIDROFLEX (second coat for the bonding of Litoband Tape and covering the drain)
- 6 - LITOBAND SK internal corner (IC)
- 7 - LITOBAND Tape
- 8 - LITOBAND SK Pipes Collar
- 9 - HIDROFLEX (third coat for covering corners and joints)
- 10 - LITOFLEX PRO K80
- 11 - CERAMIC TILES
- 12 - STARLIKE® EVO, EPOXYÉLITE EVO or LITOCHROM 1-6 (grouting joints)
- 13 - OTTOSEAL S100/105 or S70

System for waterproofing and laying ceramic tiles or mosaics in swimming pools with

swimming pools

two-component waterproofing membranes



Products

- 1 - REINFORCED CONCRETE STRUCTURE
- 2 - LITOPLAN SMART
- 3 - IDROKOL X20 ADHESIVE CEMENT SLURRY (applied with a brush and consisting of 3 parts of Portland cement + 1 part water + 1 part IDROKOL X20 in equal quantities)
- 4 - LITOCEM or LITOCEM PRONTO SCREED
- 5 - COVERFLEX/ELASTOCEM
- 6 - FIBREGLASS MESH
- 7 - LITOBAND SK internal corner (IC)
- 8 - LITOBAND SK Tape
- 9 - LITOPRIMER 1218 + OTTOSEAL S70
- 10 - CERAMIC TILES
- 11 - GLASS MOSAIC
- 12 - STARLIKE® EVO, EPOXYÉLITE EVO or LITOCROM 1-6 (grouting joints)
- 13 - OTTOPRIMER 1218 + OTTOSEAL S70



System for
waterproofing
and laying ceramic tiles
or mosaics in swimming pools

swimming pools

with single-component waterproofing membranes

9

10

9

8

7

6

5

4

3

1

2

Products



- 1 - REINFORCED CONCRETE STRUCTURE
- 2 - LITOPLAN SMART
- 3 - IDROKOL X20 ADHESIVE CEMENT SLURRY (applied with a brush and consisting of 3 parts of Portland cement + 1 part water + 1 part IDROKOL X20 in equal quantities)
- 4 - LITOCEM or LITOCEM PRONTO SCREED
- 5 - AQUAMASTER (first coat diluted with 10% water)
- 6 - AQUAMASTER (second coat)
- 7 - AQUAMASTER (third coat)
- 8 - LITOPUS K55/LITOELASTIC EVO
- 9 - STARLIKE® EVO, EPOXYÉLITE EVO or LITOCROM 1-6 (grouting joints)
- 10 - OTTOPRIMER 1218 + OTTOSEAL S70

System for waterproofing and laying ceramic tiles or mosaics in spas, wellness centres and whirlpools

wet areas



- 1 - LIGHTWEIGHT PANELS IN EXPANDED POLYSTYRENE SUPERFICIALLY COATED
- 2 - AQUAMASTER (first coat diluted with 10% water)
- 3 - AQUAMASTER (second coat)
- 4 - AQUAMASTER (third coat)
- 5 - LITOPPLUS K55, HYPERFLEX K100, LITOELASTIC EVO, STARLIKE® EVO (used as adhesive)
- 6 - STARLIKE® EVO, EPOXYÉLITE EVO or LITOCROM 1-6 (grouting joints)
- 7 - OTTOPRIMER 1218 + OTTOSEAL S70

Products



System for laying reinforced thin slab floors on existing tiles

thin slabs on existing tiles

- 1 - OLD TILES
- 2 - HYPERFLEX K100 LITOELASTIC EVO
- 3 - STARLIKE® EVO, EPOXYÉLITE EVO, LITOCROM 1-6 or FILLGOOD EVO
- 4 - OTTOSEAL S100/105 or S70 (perimeter joint)

Products

System for laying
porcelain stoneware
tiles on floors subject
to strong chemical attack

contact chemical substances



- 1 - CONCRETE SUBSTRATE
- 2 - POLYTHENE SHEET
- 3 - LITOCEM or LITOCEM PRONTO SCREED
- 4 - EPOXYÉLITE EVO o STARLIKE® EVO (used as adhesive)
- 5 - TILES
- 6 - EPOXYÉLITE EVO/STARLIKE® EVO (grouting)
- 7 - OTTOPRIMER 1216 + OTTOSEAL S34 (perimeter joint)

Products

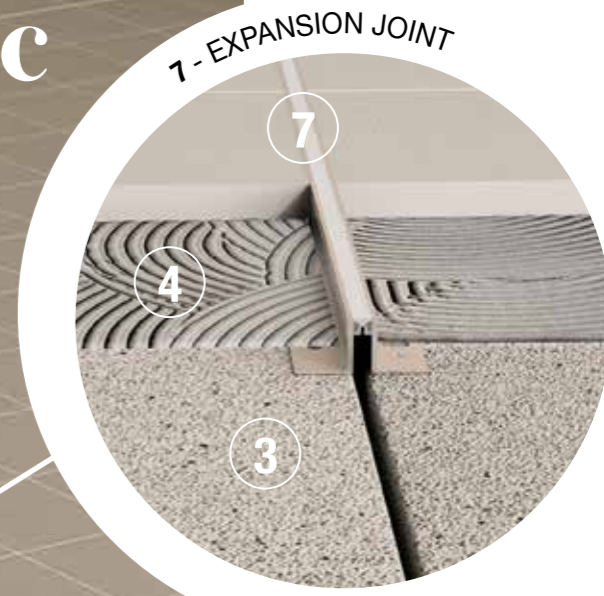
System for laying thickened porcelain stoneware tiles or clinker tiles on floors subject to heavy traffic


heavy traffic



- 1 - REINFORCED CONCRETE SUBSTRATE
- 2 - POLYTHENE SHEET
- 3 - REINFORCED LITOCEM or LITOCEM PRONTO SCREED
- 4 - LITOFLOTT K88
- 5 - THICKENED PORCELAIN STONWARE or CLINKER TILES
- 6 - STARLIKE® EVO or EPOXYÉLITE EVO (grouting joints)
- 7 - EXPANSION JOINT

Products





The red lines indicate the correct position of the fractionation joints on façades.

System for laying ceramic tiles on façades

façade

1



- 1** - CEMENTITIOUS or CONCRETE PLASTER
2 - HYPERFLEX K100/SUPERFLEX K77/POWERFLEX K50 LITOELASTIC EVO
3 - STARLIKE® EVO
 - EPOXYÉLITE EVO
 - LITOCHROM 1-6/3-15
 - FILLGOOD EVO
4 - OTTOPRIMER 1216 + OTTOSEAL S100/105 or S70

Products



System for laying on insulation cladding façades

cladding

1

5

4

3

2

4

7

8

10

9

6



- 1** - CONCRETE
2 - ADHESIVE
3 - INSULATING PANELS
4 - STRUCTURAL PLASTER WITH LOW MODULUS
5 - FIBREGLASS MESH
6 - WALL PLUGS
7 - HYPERFLEX K100 or LITOELASTIC EVO
8 - THIN PORCELAIN STONEWARE slab
9 - FRACTIONATION JOINT with OTTOSEAL S70
10 - LITOCHROM 1-6 or 3-15, FILLGOOD EVO

Products




metal surfaces

- 1 - SMOOTH METAL SHEET
- 2 - LITOElastic EVO
- 3 - CERAMIC TILES
- 4 - STARLIKE® EVO or EPOXYÉLITE EVO
- 5 - OTTOSEAL S100/105 or S70 (perimeter joint)


Products



- PERIMETER JOINTS
- 5 - LITOGAP
- 7 - OTTOSEAL S100/105
- 8 - LITOSIDE



- FRACTIONATION JOINTS
- 5 - LITOGAP
- 7 - OTTOSEAL S100/105



System for waterproofing fractionation joints on balconies and terraces

- 1 - LITOCEM or LITOCEM PRONTO SCREED
- 2 - COVERFLEX/ELASTOCEM
- 3 - FIBREGLASS MESH
- 4 - LITOBAND SK Tape
- 5 - LITOGAP
- 6 - OTTOPRIMER 1216 + OTTOSEAL S70

Products



joints

System for **perimeter** and **fractionation** joints done in-situ



existing ceramic tiles

Products

System for creating smooth surfaces with Starlike® EVO on top of existing ceramic tiles

- 1 - EXISTING CERAMIC TILES
- 2 - DECOR PRIMER FONDO (first coat)
- 3 - FIBREGLASS MESH (only for laying on top of existing ceramic tiles)
- 4 - DECOR PRIMER FONDO (second coat)
- 5 - STARLIKE® EVO + STARLIKE® DECOR (first coat "zero" smoothing)
- 6 - STARLIKE® EVO + STARLIKE® DECOR (second coat "zero" - cloudy effect)
- 7 - STARLIKE® EVO + STARLIKE® DECOR (third coat "zero smoothing - smooth finish - covering effect)
- 8 - Decoration created with Starlike® EVO and STENDECOR, Hydrolux EVO matte or satin transparent finish



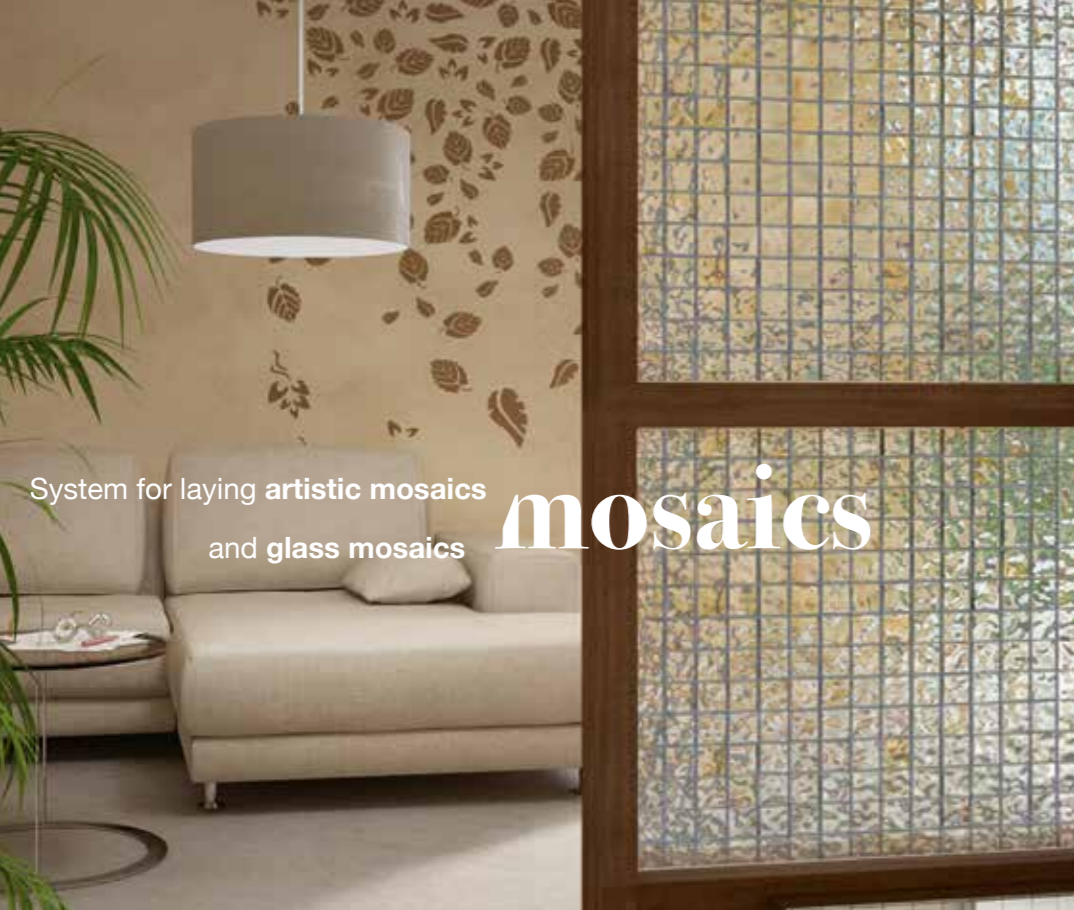
internal walls

Products

System for creating surfaces with Starlike® EVO with decorative finish for internal walls

- 1 - RAW CEMENTITIOUS PLASTER
- 2 - PRIMER C
- 3 - DECOR PRIMER FONDO
- 4 - STARLIKE® EVO + STARLIKE® DECOR (first coat "zero" smoothing)
- 5 - STARLIKE® EVO + STARLIKE® DECOR (second coat "zero" smoothing - cloudy effect)
- 6 - STARLIKE® EVO + STARLIKE® DECOR (third coat "zero" smoothing - smooth finish, wet on wet effect)
- 7 - Decoration created with Starlike® EVO and STENDECOR, Hydrolux EVO matte or satin transparent finish






➤ **Artistic mosaic**

The special translucent colour of Starlike® Crystal EVO allows the product applied in the joints to absorb the colour of the transparent mosaics and thus, modify the colour to match the mosaics.

- 1 - LITOELASTIC EVO
- 2 - STARLIKE® CRYSTAL EVO (sealing joints)

➤ **Glass mosaic on transparent substrate**


In the case of transparent glass mosaics mounted on paper, backlit internal walls can be created consisting of transparent glass or plexiglass substrates. In this case, bonding will be done with a suitable transparent adhesive in tubes.



Products

➤ **Bonding on plexiglass**

- 1 - OTTOPRIMER 1217
- 2 - OTTOCOLL M501 TRANSPARENT (only for bonding glass mosaics on transparent or backlit supports)
- 3 - STARLIKE® CRYSTAL EVO (sealing joints)



➤ **The products**

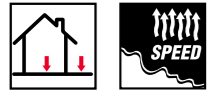

Litocem

Normal setting and fast-drying special hydraulic binder for screeds indoors and outdoors.

TECHNICAL FEATURES

Colour: Grey
Mixing ratios:
 Litocem 20 kg (1 bag)
 Fine gravel 0/8 mm = 170-210 kg
 Water = 0-13 litres (depending on the humidity of the aggregates)
Mixing time: 5-10 minutes
Mix consistency: Wet earth
Mixture life: Approx. 1 hour
Application temperatures allowed: From +5°C to +35°C

Set to light foot traffic: 12 hours
Ready for use: 7 days
Perform cementitious levelling: After 5-7 days
Waiting time for laying floors:
 Ceramic tiles: 24 hours
 Natural stone: 3 days
 Parquet, PVC, linoleum, carpet: 2 weeks
Consumption: 2-2.5 kg/m² for every cm of thickness
Storage:
 12 months in original packaging in a dry place.
Packaging: 20 kg bags



Litoliv Extra 15

Ultra-quick drying and hardening self-levelling cementitious mortar for substrates from 1 to 15 mm. Internal use. Product with ultra-low volatile organic compound (VOC) emissions.

TECHNICAL FEATURES

Colour: Grey
Mix ratio:
 Water = 5.2-5.6 litres of water for 1 x 20 kg bag
Mix curing time: 3 minutes
Mix consistency: Self-levelling fluid
Mixture life:
 About 30 minutes at a temperature of +23°C
Application temperatures allowed: From +5°C to +35°C
Applicable thicknesses: From 1 to 15 mm per coat

Consumption: 1.6 kg/m² per every mm of thickness
Set to light foot traffic: About 3 hours at a temperature of +23°C
Waiting time for bonding:
 Ceramic, natural stone, resilient floor material and textiles: 12 hours
 Parquet: 24 hours
Storage:
 12 months in original packaging in a dry place.
Packaging: 20 kg bags




Litocem Pronto

Premixed ready-for-use normal-setting fast-drying controlled shrinkage mortar for indoor and outdoor screeds. Product with ultra-low volatile organic compound (VOC) emissions.

TECHNICAL FEATURES

Colour: Grey
Mix ratio:
 Water = 1.6 litres of water per 25 kg bag
Mixing time: 5 - 10 minutes
Mix consistency: Wet earth
Apparent volumetric mass of the mixture: 2,100 kg/m³
Mixture life: 60 minutes
Application temperatures allowed:
 From +5°C to +35°C
Set to light foot traffic: After 12 hours
Applicable thicknesses:
 Adhering screeds: from 20 to 40 mm
 Floating or unbonded screeds: 40 to 80 mm

Maximum thickness: ≤ 80 mm
Laying of tiles:
 Ceramic: 24 hours
 Natural stone and resin agglomerates: 2 days
 Parquet and resilient floor materials: 4 days
Cleaning: The equipment must be cleaned from product residue with water before the product hardens.
Adhesive cement slurry consumption:
 0.50 - 0.8 kg/m² depending on the substrate surface
Litocem Pronto consumption: 18 - 20 kg/m² per cm of thickness depending on the degree of compaction
Storage:
 12 months in original packaging in a dry place.
Packaging: 25 kg bags



Litoliv Express

Quick-hardening and drying fibre-reinforced self-levelling cementitious mortar for the levelling of substrates with a thickness of 3 to 40 mm indoors. Product with ultra-low volatile organic compound (VOC) emissions.

TECHNICAL FEATURES

Colour: Grey
Mix ratio:
 Water = 4.4 - 4.8 litres of water per 20 kg bag
Mix curing time: 3 minutes
Mix consistency: Self-levelling fluid
Mixture life:
 About 30 minutes at a temperature of +23°C
Application temperatures allowed: From +5°C to +35°C

Applicable thicknesses: From 3 to 40 mm per coat
Consumption: 1.6 kg/m² per every mm of thickness
Set to light foot traffic: About 3 hours at a temperature of +23°C
Waiting time for bonding: 24 hours
Storage:
 12 months in original packaging in a dry place.
Packaging: 20 kg bags




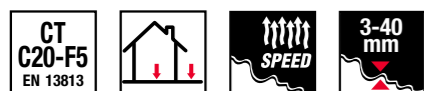
Litoliv S40 Eco

Quick-hardening and drying self-levelling cementitious mortar, fibre-reinforced, for the levelling of substrates of 3 to 40 mm thickness. For indoors and outdoors. Product with ultra-low volatile organic compound emissions (VOC).

TECHNICAL FEATURES

Colour: Pinkish grey
Mix ratio:
 Water = 4.8 litres for 1 x 20 kg bag
Mix curing time: 5 minutes
Mix consistency: Self-levelling fluid
Mixture life: Approx. 20 minutes
Application temperatures allowed: From +5°C to +35°C
Maximum application thickness: 40 mm
Consumption: 1.6 kg/m² per every mm of thickness

Set to light foot traffic: 6 hours
Waiting time for bonding:
 Ceramic tiles and natural stone: 12 hours
 Resilient floor materials and parquet: 24 hours
Storage:
 12 months in original packaging in a dry place.
Packaging: 20 kg bags



Litoplan Smart

Cementitious thixotropic levelling layer featuring rapid hardening and drying for vertical and horizontal applications indoors and outdoors in a range of thicknesses from 1 to 25 mm. Product with ultra-low volatile organic compound (VOC) emissions.

TECHNICAL FEATURES

Colour: Grey
Mixing ratios:
 Water = 4-4.8 litres of water per 20 kg bag.
Mix curing time: 5 minutes
Mix consistency: Thixotropic -Plastic
Mixture life:
 About 60 minutes at a temperature of +23°C
Application temperatures allowed: From +5°C to +35°C
Applicable thicknesses: From 1 to 25 mm per coat

Consumption: 1.6 kg/m² per every mm of thickness
Set to light foot traffic: About 3 hours at a temperature of +23°C
Waiting time for bonding:
 Ceramic tiles and natural stone: 4-6 hours
 Parquet, textiles and resilient floor materials: 24 hours
Storage:
 12 months in original packaging in a dry place.
Packaging: 20 kg bags

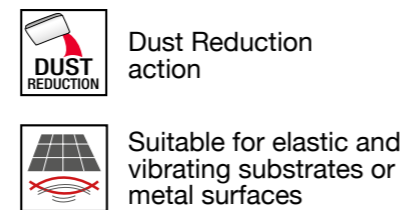
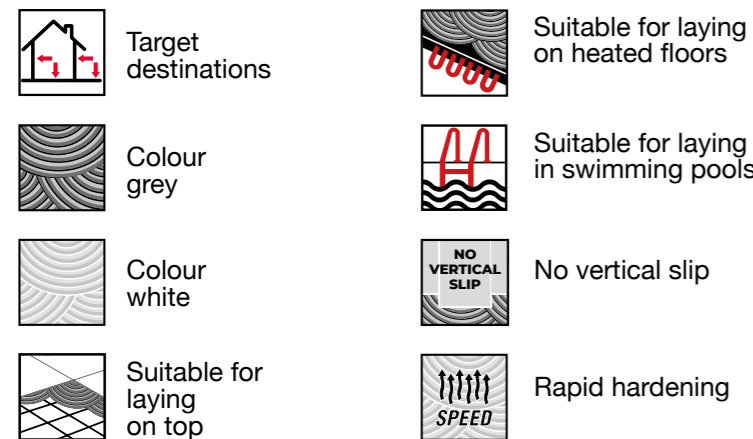


Classification of cementitious adhesives according to the EN 12004 standard

TYPE	CLASS					
C	1	F	S1	S2	T	E
	2	F	S1	S2	T	E

KEY	
C1	normal-setting cementitious adhesive
C2	improved cementitious adhesive
F	Fast fast-setting adhesive (bonding ≥ 0.5 N/mm ² after less than 6 hours)
S1	deformable adhesive (cementitious only) (2,5 mm \leq S1 < 5 mm)
S2	highly deformable adhesive (cementitious only) (S2 \geq 5 mm)
T	reduced slip $\leq 0,5$ mm
E	Extended open time ($\geq 0,5$ N/mm ² after less than 30 min)

> Key



Litokol K17 - Litokol K18

Normal cementitious adhesive for the laying of ceramic tiles indoors on floors and walls and outdoors on floors. Product with ultra-low volatile organic compound (VOC) emissions.

TECHNICAL FEATURES

Colour: Grey (K17) - White (K18)

Mix ratio:

Water = 4.8 litres of water per 20 kg bag

Mix curing time: 5 minutes

Mix consistency: Creamy mortar

Mixture life: Approx. 8 hours

Application: Notched trowel

Maximum application thickness: 5 mm

Application temperatures allowed: From +5°C to +35°C

Open time (EN1346): $\geq 0,5$ N/mm² after 20 minutes

Waiting time for grouting:

Walls: 6 - 8 hours - Floor: 24 hours

Set to light foot traffic: 24 hours

Ready for use: 7 days

Temperature of use: From -30°C to +80°C

How to clean equipment:

With water when product is fresh.

Mechanically when product has hardened.

Consumption:

6 mm trowel: 2.5 kg/m²

8 mm trowel: 3 kg/m²

10 mm trowel: 4 kg/m²

Back-buttering: 5 kg/m²

Storage:

12 months in original packaging in a dry place.

Packaging: 20 kg bags



Litokol X11 - Litokol X12

No vertical slip high-performance cementitious adhesive with extended open time for the indoor and outdoor installation of ceramic tiles on walls and floors. Product with ultra-low volatile organic compound (VOC) emissions.

TECHNICAL FEATURES

Colour: Grey (X11) - White (X12)

Mix ratio:

Water = 6 litres of water per 20 kg bag

Mix curing time: 5 minutes

Mix consistency: Creamy thixotropic mortar

Mixture life: Approx. 8 hours

Application: Notched trowel

Maximum application thickness: 5 mm

Application temperatures allowed: From +5°C to +35°C

Open time (EN1346): $\geq 0,5$ N/mm² after 30 minutes

Waiting time for grouting:

Walls: 4 - 8 hours - Floor: 24 hours

Set to light foot traffic: 24 hours

Ready for use: 7 days

Temperature of use: From -30°C to +80°C

How to clean equipment:

With water when product is fresh.

Mechanically when product has hardened.

Consumption:

6 mm trowel: 2.5 kg/m²

8 mm trowel: 3 kg/m²


10 mm trowel: 4 kg/m²

Back-buttering: 5 kg/m²

Storage:

12 months in original packaging in a dry place.

Packaging: 20 kg bags



Litoflex Pro K80

No vertical slip high-performance cementitious adhesive with extended open time for the indoor and outdoor installation of ceramic tiles on walls and floors. Suitable for installation over existing tiles and heated floors. Product with ultra-low volatile organic compound (VOC) emissions.

TECHNICAL FEATURES

Colour: White or Grey

Mix ratio:

Water = 5.4-5.8 litres of water per 20 kg bag

Mix curing time: 5 minutes

Mix consistency: Creamy thixotropic mortar

Specific weight of mix: 1.65

Mixture life: Approx. 8 hours

Application: Notched trowel

Maximum application thickness: 5 mm

Application temperatures allowed: From +5°C to +35°C

Open time (EN1346): $\geq 0,5$ N/mm² after 30 minutes

Waiting time for grouting:

Walls: 6 - 8 hours - Floor: 24 hours

Set to light foot traffic: 24 hours

Ready for use: 7 days

Temperature of use: From -30°C to +80°C

How to clean equipment:

With water when product is fresh.

Mechanically when product has hardened.

Consumption: 6 mm trowel: 2.5 kg/m²

8 mm trowel: 3 kg/m²



10 mm trowel: 4 kg/m²

Back-buttering: 5 kg/m²

Storage:

12 months in original packaging in a dry place.

Packaging: 20 kg bags



Litoplus K55

Superwhite cementitious adhesive, enhanced performance, with no vertical slip and extended open time for the laying of ceramic tiles and mosaics indoors and outdoors on floors and walls. Suitable for swimming pools, overlaying and heated floors. Product with ultra-low volatile organic compound (VOC) emissions.

TECHNICAL FEATURES

Colour: White

Mix ratio:

Water = 7 litres of water per 20 kg bag

Mix curing time: 5 minutes

Mix consistency: Creamy thixotropic mortar

Mixture life: Approx. 8 hours

Application: Notched trowel

Maximum application thickness: 5 mm

Application temperatures allowed: From +5°C to +35°C

Open time (EN1346): $\geq 0,5$ N/mm² after 30 minutes

Waiting time for grouting:

Walls: 6 - 8 hours - Floor: 24 hours

Set to light foot traffic: 24 hours

Ready for use: 7 days

Temperature of use: From -30°C to +80°C

How to clean equipment:

With water when product is fresh.

Mechanically when product has hardened.

Consumption: 3.5 mm trowel: 1.8 kg/m²

6 mm trowel: 2.5 kg/m²

8 mm trowel: 3 kg/m²

10 mm trowel: 4 kg/m²

Back-buttering: 5 kg/m²

Storage:

12 months in original packaging in a dry place.

Packaging: 20 kg bags



Powerflex K50

High-performance, no vertical slip deformable cementitious adhesive and extended open time for laying porcelain stoneware and large format, moisture-resistant natural stone on floors and walls indoors and outdoors. Suitable for laying over existing substrates and on heated floors.

TECHNICAL FEATURES

Colour: White or Grey
Mix ratio:
 Water = 5.8 litres for 1 x 20 kg bag
Mix curing time: 5 minutes
Mix consistency: Creamy thixotropic mortar
Mixture life: More than 8 hours
Application temperatures allowed: From +5°C to +35°C
Open time (EN1346): $\geq 0,5$ N/mm² after 30 minutes
Maximum application thickness: 5 mm
Consumption: 6 mm trowel: 2.5 kg/m²
 8 mm trowel: 3 kg/m²
 10 mm trowel: 4 kg/m²

Back-buttering: 5.5 kg/m²
Set to light foot traffic: 24 hours
Ready for use: 7 days
Waiting time for grouting:
 Floors: approx. 24 hours
 Walls: about 6 - 8 hours
Storage:
 12 months in original packaging when stored in a dry place
Packaging: 20 kg bags




Litofast K86

High-performance, no vertical slip, fast setting and drying cementitious adhesive for laying ceramic tiles on walls and floors, indoors and outdoors. Product with ultra-low volatile organic compound (VOC) emissions.

TECHNICAL FEATURES

Colour: Grey
Mix ratio:
 Water = 4.9-5.1 litres of water for 1 x 20 kg bag
Mix curing time: 5 minutes
Mix consistency: Creamy thixotropic mortar
Maximum application thickness: 5 mm
Mixture life: Approx. 1 hour
Application temperatures allowed: From +5°C to +35°C
Open time (EN1346): $\geq 0,5$ N/mm² after 20 minutes
Maximum application thickness: 5 mm
Consumption:
 6 mm trowel: 2.5 kg/m²

8 mm trowel: 3 kg/m²
 10 mm trowel: 4 kg/m²
Back-buttering: 5 kg/m²
Set to light foot traffic: 6 hours
Ready for use: 2 days
Waiting time for grouting: Approx. 6 hours
Storage:
 12 months in original packaging in a dry place.
Packaging: 20 kg bags




Superflex K77

High-performance, no vertical slip deformable cementitious adhesive with Dust Reduction action and extended open time for the indoor and outdoor installation of porcelain stone and large format, moisture-resistant natural stone, glass and ceramic mosaic tiles, on walls and floors. Suitable for installation over existing tiles and heated floors.

TECHNICAL FEATURES

Colour: White or grey
Mix ratio:
 Water = 6.4 - 6.8 litres for 1 x 20 kg bag
Mix curing time: 5 minutes
Mix consistency: Creamy thixotropic mortar
Mixture life: More than 8 hours
Application temperatures allowed: From +5°C to +35°C
Open time (EN1346): $\geq 0,5$ N/mm² after 40 minutes
Maximum application thickness: 5 mm
Consumption:
 3.5 mm trowel: 1.8 kg/m²

6 mm trowel: 2.5 kg/m²
 8 mm trowel: 3 kg/m²
 10 mm trowel: 4 kg/m²
Back-buttering: 5.5 kg/m²
Set to light foot traffic: 24 hours
Ready for use: 7 days
Waiting time for grouting:
 Floors: approx. 24 hours
 Walls: about 6 - 8 hours
Storage: 12 months in original packaging in a dry place.
Packaging: 20 kg bags



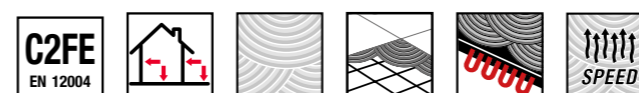
Litostone K99

High-performance, no vertical slip, fast setting and drying cementitious adhesive with extended open time for laying ceramic tiles on walls and floors, indoors and outdoors. Suitable for installation over existing tiles and heated floors. Product with ultra-low volatile organic compound (VOC) emissions.

TECHNICAL FEATURES

Colour: White
Mix ratio:
 Water = 5-5.2 litres of water for 1 x 20 kg bag
Mix curing time: 5 minutes
Mix consistency: Creamy mortar
Maximum application thickness: 5 mm
Mixture life: Approx. 1 hour
Application temperatures allowed: From +5°C to +35°C
Open time (EN1346): $\geq 0,5$ N/mm² after 30 minutes
Maximum application thickness: 5 mm
Consumption:

6 mm trowel: 2.5 kg/m²
 8 mm trowel: 3 kg/m²
 10 mm trowel: 4 kg/m²
Back-buttering: 5 kg/m²
Set to light foot traffic: 6 hours
Ready for use: 24 hours
Waiting time for grouting: Approx. 6 hours
Storage:
 12 months in original packaging in a dry place.
Packaging: 20 kg bags




Hyperflex K100

High-performance, no vertical slip, highly deformable cementitious adhesive with Dust Reduction action and extended open time for laying ceramic tiles and large format, moisture-resistant natural stone, glass and ceramic mosaic tiles, on walls and floors, indoors and outdoors. Suitable for thin, fibre-reinforced slabs, installation over existing substrates and on heated floors. Product with ultra-low volatile organic compound (VOC) emissions.

TECHNICAL FEATURES

Colour: White or Grey
Mix ratio:
 Water = 6-6.4 litres of water per 20 kg bag
Mix curing time: 5 minutes
Mix consistency: Creamy thixotropic mortar
Mixture life: Approx. 8 hours
Application: Notched trowel
Maximum application thickness: 5 mm
Application temperatures allowed: From +5°C to +35°C
Open time (EN1346): $\geq 0,5$ N/mm² after 30 minutes
Waiting time for grouting:
 Walls: 6 - 8 hours - Floor: 24 hours

Set to light foot traffic: 24 hours
Ready for use: 7 days
Temperature of use: From -30°C to +80°C
How to clean equipment:
 With water when product is fresh.
 Mechanically when product has hardened.
Consumption: 3.5 mm trowel: 1.5 kg/m²
 6 mm trowel: 2.1 kg/m²
 8 mm trowel: 3 kg/m²
 10 mm trowel: 3.5 kg/m²
Back-buttering: 4.5 kg/m²
Storage: 12 months in original packaging in a dry place.
Packaging: 20 kg bags



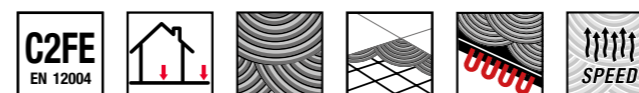
Litoflott K88

High-performance self-wetting cementitious adhesive, fast setting and drying with extended open time for laying ceramic tiles and natural stone floors, indoors and outdoors. Suitable for installation over existing tiles and heated floors. Product with ultra-low volatile organic compound (VOC) emissions.

TECHNICAL FEATURES

Colour: Grey
Mix ratio:
 Water = 4.2-4.4 litres of water for 1 x 20 kg bag
Mix curing time: 5 minutes
Mix consistency: Semi-fluid mortar
Maximum application thickness: 10 mm
Mixture life: Approx. 1 hour
Application temperatures allowed: From +5°C to +35°C
Open time (EN1346): $\geq 0,5$ N/mm² after 30 minutes
Adjustability time: Approx. 30 minutes
Consumption:
 10 mm trowel: 5 kg/m²

15 mm trowel: 7 kg/m²
Set to light foot traffic: 6 hours
Ready for use: 24 hours
Waiting time for grouting: Approx. 6 hours
Storage:
 12 months in original packaging in a dry place.
Packaging: 20 kg bags



Litoacril Fix

White, ready-for-use, dispersion adhesive with extended open time for laying ceramic tiles on floors and walls indoors. Ideal for application on gypsum-based plaster with no need to apply a primer beforehand.

TECHNICAL FEATURES

Colour: White
Application: notched trowel
Application temperatures allowed: From +5°C to +35°C
Open time (EN1346): $\geq 0,5$ N/mm² after 30 minutes
Maximum application thickness: 3 mm
Consumption:
 3.5 mm trowel: 1.5 kg/m²
 6 mm trowel: 2.5 kg/m²
 8 mm trowel: 3 kg/m²
 10 mm trowel: 3.5 kg/m²
 Insulating materials - 0.8-2.5 kg/m²

Set to light foot traffic: 24 hours
Ready for use: 7 days
How to clean equipment: with water when the product is still wet. Mechanically when product has hardened
Waiting time for grouting: Approx. 24 hours
Storage:
 24 months in original packaging. Avoid freezing temperatures
Packaging: 5 kg buckets



Litoacril LA201

White, ready-for-use, dispersion adhesive with extended open time, no vertical slip, for laying ceramic tiles on floors and walls indoors. Ideal for application on gypsum-based plaster with no need to apply a primer beforehand.

TECHNICAL FEATURES

Colour: White
Application: notched trowel
Application temperatures allowed: From +5°C to +35°C
Open time (EN1346): $\geq 0,5$ N/mm² after 30 minutes
Maximum application thickness: 3 mm
Consumption:
 3.5 mm trowel: 1.5 kg/m²
 6 mm trowel: 2.5 kg/m²
 8 mm trowel: 3 kg/m²
 10 mm trowel: 3.5 kg/m²
 Insulating materials - 0.8-2.5 kg/m²

Set to light foot traffic: 24 hours
Ready for use: 7 days
How to clean equipment: with water when the product is still wet. Mechanically when product has hardened
Waiting time for grouting: Approx. 24 hours
Storage:
 24 months in original packaging. Avoid freezing temperatures
Packaging: 5-10-25 kg buckets



Litoacril LA315

Grey, ready-for-use, dispersion adhesive with no vertical slip and extended open time for laying ceramic tiles on floors and walls indoors. Ideal for application on gypsum-based plaster with no need to apply a primer beforehand.

TECHNICAL FEATURES

Colour: Grey
Application: notched trowel
Application temperatures allowed: From +5°C to +35°C
Open time (EN1346): $\geq 0,5$ N/mm² after 30 minutes
Maximum application thickness: 3 mm
Consumption:
 6 mm trowel: 2.5 kg/m²
 8 mm trowel: 3 kg/m²
 10 mm trowel: 3.5 kg/m²

Insulating materials - 0.8-2.5 kg/m²
Set to light foot traffic: 24 hours
How to clean equipment: with water when the product is still wet. Mechanically when product has hardened
Ready for use: 7 days
Waiting time for grouting: Approx. 24 hours
Storage:
 24 months in original packaging. Avoid freezing temperatures
Packaging: 5-10-25 kg buckets



Litoacril Plus

White, high-performance dispersion adhesive with no vertical slip and extended open time for laying ceramic tiles on floors and walls indoors. Ideal for application on gypsum-based plaster with no need to apply a primer beforehand.

TECHNICAL FEATURES

Colour: White
Application: notched trowel
Application temperatures allowed: From +5°C to +35°C
Open time (EN1346): $\geq 0,5$ N/mm² after 30 minutes
Maximum application thickness: 3 mm
Consumption:
 3.5 mm trowel: 1.5 kg/m²
 6 mm trowel: 2.5 kg/m²
 8 mm trowel: 3 kg/m²
 10 mm trowel: 3.5 kg/m²

Insulating materials - 0.8-2.5 kg/m²
Set to light foot traffic: 24 hours
Ready for use: 7 days
How to clean equipment: with water when the product is still wet. Mechanically when product has hardened
Waiting time for grouting: Approx. 24 hours
Storage:
 24 months in original packaging. Avoid freezing temperatures
Packaging: 5 kg buckets.




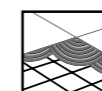
Litoelastic EVO

High-performance, white, two-component reactive adhesive for laying floors and walls indoors and outdoors of any type of ceramic tile, including reinforced thin slabs, mosaics, natural and reconstituted stone even on non-traditional substrates, such as wood, metal and fibreglass. Suitable for installations over existing tiles, on heated floors and in swimming pools. Product with ultra-low volatile organic compound (VOC) emissions.

TECHNICAL FEATURES

Colour: Component A: white
 Component B: clear straw-coloured
Mix ratio: Part A 92.6 parts by weight
 Part B 7.4 parts by weight
Mixture life: About 1 hour at T=+23°C
Application temperatures allowed: From +10°C to +30°C
Open time (EN1346): $\geq 0,5$ N/mm² after 50 minutes
Bonding time: Approx. 1 hour
Cleaning of equipment and residues: With water and Scotch-Brite™ pad on wet product. Once hardened, mechanical cleaning only
Consumption:
 Mosaics and small formats:

2 mm trowel: 1.1 kg/m² - 3.5 mm trowel: 1.8 kg/m²
 Normal formats with sides ≤ 60 cm:
 8 mm trowel: 3 kg/m² - 10 mm trowel: 3.5 kg/m²
 Large formats with sides > 60 cm:
 Back-buttering 5 kg/m²
Set to light foot traffic: Approx. 24 hours at T=+23°C
Ready for use: 7 days
Waiting time for grouting: Approx. 24 hours
Storage:
 24 months in original packaging. Avoid freezing temperatures
Packaging: 5-10 kg buckets.



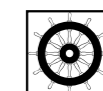
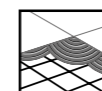
Litoelastic EVO FR

High-performance, two-component, flexible reactive adhesive for laying floors and walls indoors and outdoors of any type of ceramic tiles, including reinforced thin slabs, mosaics, natural and reconstituted stone even on non-traditional substrates such as wood, metal and fibreglass. Suitable for installations over existing tiles, on heated floors and in pools. Low flame-spread product compliant with Directive 2014/90/EU (MED) pursuant to IMO 2010 FTP Code for use on ships. Product with ultra-low volatile organic compound (VOC) emissions.

TECHNICAL FEATURES

Colour: Component A: white
 Component B: clear straw-coloured
Mix ratio: Part A 92.6 parts by weight
 Part B 7.4 parts by weight
Mixture life: About 1 hour at T=+23°C
Application temperatures allowed: From +10°C to +30°C
Open time (EN1346): $\geq 0,5$ N/mm² after 50 minutes
Bonding time: Approx. 1 hour
Cleaning of equipment and residues: With water and Scotch-Brite™ pad on wet product. Once hardened, only mechanical cleaning.

Consumption: 2 mm trowel: 1.1 kg/m²
 3.5 mm trowel: 1.8 kg/m²
 8 mm trowel: 3 kg/m²
 10 mm trowel: 3.5 kg/m²
Set to light foot traffic: Approx. 24 hours at T=+23°C
Ready for use: 7 days
Waiting time for grouting: Approx. 24 hours
Storage:
 24 months in original packaging. Avoid freezing temperatures
Packaging: 5 kg buckets.



0474

Classification of grouting for joints according to the EN 13888 standard







CEMENTITIOUS

TYPE	CLASS		
CG	1	-	-
	2	W	A
KEY			
CG1	normal cementitious grout		
CG2	improved cementitious grout		
W	reduced water absorption		
A	high abrasion resistance		

REACTIVE

TYPE	CLASS	
RG	-	
KEY		
RG	Reaction resin grout	Reactive grout

> Key

	Target destinations		Resistant to UV rays		Stain-proof
	Joint width		Suitable for use in swimming pools		Suitable for contact with food
	Non-absorbent		Resistant to contact with chemical agents		Patented product
	Water-repellent		Suitable for areas subject to heavy traffic		



The **certificate of compliance for marine equipment** has been granted for a kit consisting of EpoxyElite EVO FR grout, as well as Litoelastic EVO FR adhesive, according to Directive 2014/90/EU (2010 FTP Code). The certification concerns the determination of the **limited ability of surface materials and foundations for covering bridges to propagate a flame**, in addition to the calorific value. The kit satisfies the requirements of Part 5 of the FTP Code 2010 of the IMO (finishing materials for bulkhead and ceiling linings).

Starlike® EVO

Two-component acid-resistant epoxy grout for the laying and grouting of ceramic tiles and mosaic with joints between 1 and 15 mm width. Extremely easy to apply and clean. Suitable for direct contact with food substances. Product with ultra-low volatile organic compound (VOC) emissions. Patent Pending.

TECHNICAL FEATURES

Waiting time for grouting:

Floor application:

- with normal-setting adhesive: 24 hours
- with fast-setting adhesive: 6 hours
- with mortar: 7-10 days

Wall application:

- with normal-setting adhesive: 6-8 hours
- with fast-setting adhesive: 6 hours
- with mortar: 2-3 days

Mixing ratios:

Component A: 93.7 parts by weight
Component B: 6.3 parts by weight

The two components are pre-measured in their respective pack

Mix consistency: thixotropic creamy grout

Specific weight of mix: 1.55 kg/l

Mixture life: About 1 hour at T = +23°C

Application temperatures allowed: From +12°C to +30°C

Recommended application temperature: From +18°C to +22°C

Set to light foot traffic: 24 hours at T = +23°C

Ready for use: 5 days at T = +23°C

Joint width: From 1 to 15 mm

Storage:

24 months in original packaging, avoid freezing temperatures.

Packaging: 1-2.5-5 kg bucket



Class COLD COLLECTION	Class WARM COLLECTION	Glam COLLECTION		Metallic COLLECTION
100 Bianco Assoluto	200 Avorio	300 Azzurro Pastello	500 Rosa Cipria	Platinum
102 Bianco Ghiaccio	202 Naturale	310 Azzurro Polvere	530 Viola Ametista	Shining Gold
105 Bianco Titanio	205 Travertino	320 Azzurro Caraibi	550 Rosso Oriente	Copper
110 Grigio Perla	208 Sabbia	330 Blu Avio	580 Rosso Mattone	Rusty
115 Grigio Seta	210 Greige	340 Blu Denim	600 Giallo Vaniglia	Bronze
120 Grigio Piombo	215 Tortora	350 Blu Zaffiro		
125 Grigio Cemento	225 Tabacco	400 Verde Salvia		
130 Grigio Ardesia	230 Cacao	410 Verde Smeraldo		
140 Nero Grafite	232 Cuoio	420 Verde Prato		
145 Nero Carbonio	235 Caffè	430 Verde Pino		

Starlike® EVO - Finishes

The Platinum, Shining Gold, Bronze, Copper and Rusty additives, if mixed as the third component with Starlike® EVO in the 113 Neutro colour, produce grouting with metallic effects. These additives are available separately, in pre-dosed containers for the 2.5 - 5 kg bucket of Starlike® EVO 113 Neutro.

The Galaxy, Spotlight, Gold and Night Vision additives, if mixed as the third component with Starlike® EVO, produce grouting with one-of-a-kind and exclusive effects. These additives are available separately, in pre-dosed containers for the 1 - 2.5 - 5 kg bucket of Starlike® EVO.

Metallic Collection



Finishes



Starlike® Crystal EVO

Two-component, translucent epoxy grout for grouting transparent glass or artistic mosaics with joints up to 3 mm. Product with ultra-low volatile organic compound (VOC) emissions.

TECHNICAL FEATURES

Colour: 700 Crystal
Mix ratio:
 Component A: 93.7 parts by weight
 Component B: 6.3 parts by weight
 The two components are pre-measured in their respective packaging
Mix consistency: creamy grout
Specific weight of mix: 1.55 kg/l

Mixture life: About 1 hour at T=+23°C
Temperatures for application:
 Allowed: from +12°C to +30°C - Recommended: from +18°C to +23°C
Set to light foot traffic: 24 hours at T=+23°C
Ready for use: 5 days at T=+23°C
Joint width: Up to 3 mm
Storage:
 24 months in original packaging, avoid freezing temperatures.
Packaging: 1-2.5-5 kg buckets





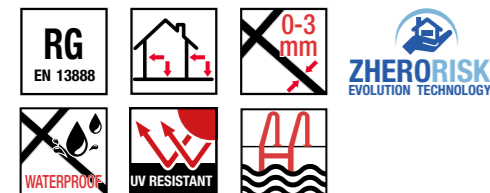
Starlike® ColorCrystal EVO

Two-component, translucent, acid-resistant epoxy grout for grouting any type of glass mosaic with joints up to 3 mm width. Product with ultra-low volatile organic compound (VOC) emissions.

TECHNICAL FEATURES

Mix ratio:
 Component A: 93.7 parts by weight
 Component B: 6.3 parts by weight
 The two components are pre-measured in their respective packaging
Mix consistency: creamy grout
Specific weight of mix: 1.55 kg/l
Mixture life: About 1 hour at T=+23°C
Temperatures for application:

Allowed: from +12°C to +30°C - Recommended: from +18°C to +23°C
Set to light foot traffic: 24 hours at T=+23°C
Ready for use: 5 days at T=+23°C
Joint width: Up to 3 mm
Storage:
 24 months in original packaging, avoid freezing temperatures.
Packaging: 2.5 kg buckets



▶ STARLIKE® EVO - Consumption as adhesive 1.6 kg/m² (3.5x3.5 mm notched trowel)

▶ STARLIKE® EVO - Consumption as grout

		mm						
		1.5	2	3	4	5	7	10
mm 10x10x4	kg / m²	1.40	1.86					
mm 10x10x10		4.65	6.20					
mm 15x15x4		0.8	1.7					
mm 15x15x10		2.1	4.1					
mm 15x30x8		1.2	2.5					
mm 20x20x3		0.70	0.93	1.40	1.86	2.33	3.26	4.65
mm 23x23x8		1.1	2.2	3.2	4.3	5.4	7.5	10.8
mm 25x25x10		1.2	2.5	3.7	5	6.2	8.7	12.4
mm 50x50x4		0.2	0.5	0.7	1	1.2	1.7	2.5
mm 50x50x10		0.6	1.2	1.9	2.5	3.1	4.3	6.2
mm 100x100x8		0.37	0.50	0.74	0.99	1.24	1.74	2.48
mm 125x240x12		0.34	0.45	0.68	0.91	1.13	1.58	2.26
mm 150x150x6		0.18	0.24	0.36	0.48	0.61	0.85	1.21
mm 150x150x8		0.25	0.33	0.50	0.66	0.83	1.16	1.65
mm 200x200x8		0.19	0.25	0.37	0.50	0.62	0.87	1.24
mm 250x330x8		0.13	0.17	0.26	0.35	0.44	0.61	0.87
mm 300x300x8		0.12	0.17	0.25	0.33	0.41	0.58	0.82
mm 300x600x10		0.12	0.16	0.23	0.31	0.39	0.54	0.78
mm 400x400x10		0.12	0.16	0.23	0.31	0.39	0.54	0.78
mm 450x450x10	0.10	0.14	0.21	0.27	0.34	0.48	0.68	
mm 600x600x10	0.08	0.10	0.15	0.20	0.26	0.36	0.51	

▶ STARLIKE® CRYSTAL EVO / STARLIKE® COLORCRYSTAL EVO - Consumption as grout

		(mm)		
		1	2	3
mm 10x10x4	kg/m²	1.4		
mm 15x15x4			1.2	
mm 15x15x6			1.8	
mm 15x15x8			2.4	3.5
mm 15x15x10			2.7	
mm 20x20x4			1	
mm 20x20x8			2	3
mm 23x23x4			0.85	
mm 23x23x6			1.3	
mm 23x23x8			1.7	

Mosaici artistici Artistic mosaics Mosaïques artistiques Künstlerische Mosaiken Mosaicos artísticos	kg/m²		mm	
			4	0.9
			6	1.35
			8	1.8
10	2.25			

Starlike® Decor

Liquid additive to add to Starlike® EVO to create decorative finishes for internal walls.

TECHNICAL FEATURES

Colour: Transparent
Viscosity (T=+25°C): 10-20 mPa.s
Density: 1.07 g/cm³
Storage: 24 months in the original packaging at temperatures between +5°C and +35°C. Avoid freezing temperatures.
Packaging: Pre-dosed tubs for the 2.5 kg bucket of Starlike® EVO



Decor Primer Fondo

Two-component epoxy primer suitable for levelling substrates before the application of Starlike® Decor.

TECHNICAL FEATURES

Colour: White
Appearance: component A white paste; component B: thick liquid
Application: smooth steel trowel
Mixture life: about 60 minutes at T= +23°C
Hardening time: about 24 hours at T= +23°C
Application temperatures allowed: from +5°C to +35°C

Consumption: about 1.25 kg/m² per mm of thickness
Storage: 24 months in original packaging. Avoid freezing temperatures.
Packaging: 5 kg bucket



StenDecor

Stencils specifically designed for decorating surfaces already covered with Starlike®Decor. The designs are created with Starlike® EVO in the grout version.

TECHNICAL FEATURES

With StenDecor stencils, you obtain raised and textured designs, which are inspired by the stucco technique used in the typical Italian interior decorating tradition. The StenDecor sheets are made with two different special plastic materials which are resilient and resistant, washable in water and reusable over and over again whilst remaining perfectly flat.

Collections

StenDecor is available in six collections, each consisting of a border (size 42x15 cm) with three individual designs (21x15 cm) 1 mm thickness and three individual designs (21x15 cm) 0.20 mm thickness.

Subjects

Glasses, Pots and Fruit for the kitchen area, Shells and Leaves for the bathroom or living room; Hangers for the bedroom. The Animal collection for children's bedrooms, on the other hand, consists of 4 individual designs in two sizes (21x15 cm and 29.7x21 cm) only in 1 mm thickness.

Packaging: cardboard envelope (each envelope contains one collection)



EpoxyÉlite EVO

Two-component acid-resistant epoxy grout for the laying and grouting of ceramic tiles and mosaics with 1- to 15-mm wide joints, on indoor and outdoor floors and walls. Product with ultra-low volatile organic compound (VOC) emissions.

TECHNICAL FEATURES

Waiting time for grouting:
 Floor installation with standard setting adhesive: 24 hours
 Floor installation with quick setting adhesive: 6 hours
 Cladding installation with standard setting adhesive: 6-8 hours
 Cladding installation with quick setting adhesive: 4 hours
Mixing ratios:
 Component A: 93.7 parts by weight
 Component B: 6.3 parts by weight
 The two components are pre-measured in their respective packaging
Mix consistency: thixotropic creamy grout
Specific weight of mix: 1.6 kg/l
Mixture life: About 1 hour at T=+23°C

Application temperatures allowed: From +10°C to +30°C
Recommended application temperature: From +18°C to +23°C
Set to light foot traffic: 24 hours at T=+23°C
Ready for use: 5 days at T=+23°C
Joint width: From 1 to 15 mm
Storage:
 24 months in original packaging. Avoid freezing temperatures.
Packaging: 5-10 kg buckets (A + B)



EpoxyÉlite EVO FR

Two-component acid-resistant epoxy grout for the laying and grouting of ceramic tiles and mosaics with 1- to 15-mm wide joints, on indoor and outdoor floors and walls. Low flame-spread product compliant with Directive 2014/90/EU (MED) pursuant to IMO 2010 FTP Code for use on ships. Product with ultra-low volatile organic compound (VOC) emissions.

TECHNICAL FEATURES

Waiting time for grouting:
 Floor installation with standard setting adhesive: 24 hours
 Floor installation with quick setting adhesive: 6 hours
 Cladding installation with standard setting adhesive: 6-8 hours
 Cladding installation with quick setting adhesive: 4 hours
Mixing ratios:
 Component A: 93.7 parts by weight
 Component B: 6.3 parts by weight
 The two components are pre-measured in their respective packaging

Mix consistency: thixotropic creamy grout
Specific weight of mix: 1.6 kg/l
Mixture life: About 1 hour at T=+23°C
Application temperatures allowed: From +10°C to +30°C
Recommended application temperature: From +18°C to +23°C
Set to light foot traffic: 24 hours at T=+23°C
Ready for use: 5 days at T=+23°C
Joint width: From 1 to 15 mm
Storage:
 24 months in original packaging. Avoid freezing temperatures.
Packaging: 5 kg buckets (A + B)



0474



COLOURS



FillGood EVO

Water-based polyurethane single-component grout, ready for use, reusable, stain-proof, for compact and flexible joints with uniform and long-lasting colours. Exempt from hazard classification.

TECHNICAL FEATURES

Waiting time for grouting:
Floor application:
 with normal-setting adhesive: 24 hours
 with fast-setting adhesive: 6 hours
 with mortar: 7-10 days
Wall application:
 with normal-setting adhesive: 6-8 hours
 with fast-setting adhesive: 4 hours
 with mortar: 2-3 days
Application temperatures allowed: From +10°C to +30°C

Set to light foot traffic (T = +23°C): 24 hours
Ready for use: 7 days
Joint width: From 1 to 6 mm
How to clean equipment: Can be cleaned with water while wet. Once hardened, only clean mechanically.
Storage:
 24 months in the original unopened packaging at temperatures between +5°C and +35°C. Avoid freezing temperatures.
Packaging: 5 kg bucket

COLOURS



Litochrom 0-2

High performance cementitious grout for the grouting of joints up to 2mm wide between ceramic tiles, mosaics and natural stone. High resistance to abrasion and low water absorption. Product with ultra-low volatile organic compound (VOC) emissions.

TECHNICAL FEATURES**Waiting time for grouting:**

Floor installation with normal-setting adhesive: 24 hours

Floor installation with fast-setting adhesive: 6 hours

Floor application with mortar: 7-10 days

Cladding installation with normal-setting adhesive: 6-8 hours

Cladding installation with fast-setting adhesive: 4 hours

Wall application with mortar: 2-3 days

Mixing ratios:

Water or Idrostuk = 32% (1.6 l for 1 x 5 kg bag)

Mix curing time: 5 minutes

Mix consistency: thixotropic creamy grout

Specific weight of mix: 1.97 kg/l

Mixture life: Approx. 2 hours

Application temperatures allowed: From +5°C to +35°C

Waiting time for cleaning: From 5 to 20 minutes depending on absorption and temperature

Set to light foot traffic: 24 hours

Ready for use: 7 days

Joint width: Up to 2 mm

Consumption:

Mosaics 1x1x0.4 - 2-mm joints: 2.4 kg/m²

Tiles 5x5x0.4cm. - 2-mm joints: 0.5 kg/m²

Tiles 10x10x0.6cm. - 2-mm joints: 0.18-0.36 kg/m²

Tiles 15x15x0.6cm. - 2-mm joints: 0.12-0.24 kg/m²

Tiles 15x20x0.6cm. - 2-mm joints: 0.21 kg/m²

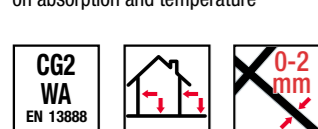
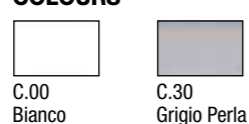
Tiles 25x25x1.2cm. - 2-mm joints: 0.29 kg/m²

Storage:

24 months in original packaging when stored in a dry place

Packaging:

5 kg plastic bags (boxes of 5 pcs)

**COLOURS**

Litochrom 1-6

High performance cementitious grout for the grouting of joints from 1 to 6 mm wide between ceramic tiles, mosaics and natural stone. High resistance to abrasion and low water absorption. Product with ultra-low volatile organic compound (VOC) emissions.

TECHNICAL FEATURES**Waiting time for grouting:**

Floor installation with normal-setting adhesive: 24 hours

Floor installation with fast-setting adhesive: 6 hours

Floor application with mortar: 7-10 days

Cladding installation with normal-setting adhesive: 6-8 hours

Cladding installation with fast-setting adhesive: 4 hours

Wall application with mortar: 2-3 days

Mixing ratios:

Water or Idrostuk = 28%

(1.4 litres for 1 x 5 kg bag)

(7 litres for 1 x 25 kg bag)

Mix curing time: 5 minutes

Mix consistency: thixotropic creamy grout

Specific weight of mix: 1.94 kg/l

Mixture life: Approx. 40 minutes

Application temperatures allowed: From +5°C to +35°C

Waiting time for cleaning: From 5 to 20 minutes depending on absorption and temperature

Set to light foot traffic: 24 hours

Ready for use: 7 days

Joint width: from 1 to 6 mm.

Consumption:

Mosaics 1x1x0.4 - 2-mm joints: 2.39 kg/m²

Tiles 5x5x0.4cm. - 2-mm joints: 0.48 kg/m²

Tiles 10x10x0.6cm. - 1-2-4-mm joints: 0.18-0.36-0.72 kg/m²

Tiles 15x15x0.6cm. - 1-2-4-mm joints: 0.12-0.24-0.48 kg/m²

Tiles 15x20x0.6cm. - 2-3-4-mm joints: 0.21-0.31-0.42 kg/m²

Tiles 25x25x1.2cm. - 2-3-4-mm joints: 0.29-0.43-0.57 kg/m²

Tiles 25x33x0.8cm. - 3-4-6-mm joints: 0.25-0.34-0.5 kg/m²

Tiles 33x33x1cm. - 3-4-6-mm joints: 0.27-0.36-0.54 kg/m²

Tiles 30x45x1cm. - 4-6-mm joints: 0.33-0.5 kg/m²

Tiles 45x45x1.2cm. - 4-6-mm joints: 0.32-0.48 kg/m²

Storage:



Colours Grey and Anthracite: 12 months (Dir.2003/53/EC-Italian Min. Dec. 10.05.04).

Other colours: 24 months in original packaging in a dry place.

Packaging:

5 kg plastic bags (boxes of 5 pcs)

25 kg bag

COLOURS

Litochrom 3-15

High performance cementitious grout for the grouting of joints from 3 to 15 mm wide between ceramic tiles, mosaics and natural stone. High resistance to abrasion and low water absorption. Product with ultra-low volatile organic compound (VOC) emissions.

TECHNICAL FEATURES**Waiting time for grouting:**

Floor installation with normal-setting adhesive: 24 hours

Floor installation with fast-setting adhesive: 6 hours

Floor application with mortar: 7-10 days

Cladding installation with normal-setting adhesive: 6-8 hours

Cladding installation with fast-setting adhesive: 4 hours

Wall application with mortar: 2-3 days

Mixing ratios:

Water or Idrostuk = 18-20%

(0.9 - 1 litre for 1 x 5 kg bag)

(4.5 - 5 litres for 1 x 25 kg bag)

Mix curing time: 5 minutes

Mix consistency: thixotropic creamy grout

Specific weight of mix: 2.02 kg/l

Mixture life: Approx. 2 hours

Application temperatures allowed: From +5°C to +35°C

Waiting time for cleaning: From 5 to 20 minutes depending on absorption and temperature

Set to light foot traffic: 24 hours

Ready for use: 7 days

Joint width: From 3 to 15 mm

Consumption:

Tiles 10x10x0.6cm. - 4-6-mm joints: 0.84-1.26 kg/m²

Tiles 15x15x0.6cm. - 4-6-mm joints: 0.56-0.84 kg/m²

Tiles 15x20x0.6cm. - 4-6-8-mm joints: 0.49-0.74-0.98 kg/m²

Tiles 25x25x1.2cm. - 4-6-8-mm joints: 0.67-1.01-1.35 kg/m²

Tiles 25x33x0.8cm. - 4-8-10-mm joints: 0.39-0.79-0.99 kg/m²

Tiles 33x33x1cm. - 4-8-10-mm joints: 0.42-0.85-1.06 kg/m²

Tiles 30x45x1cm. - 4-10-12-mm joints: 0.39-0.97-1.17 kg/m²

Tiles 45x45x1.2cm. - 4-10-12-mm joints: 0.37-0.93-1.12 kg/m²

Tiles 50x50x1.2cm. - 6-12-14-mm joints: 0.5-1.01-1.18 kg/m²

Tiles 60x60x1.2cm. - 6-12-14-mm joints: 0.42-0.84-0.98 kg/m²

Storage:


Colours Grey and Anthracite: 12 months (Dir.2003/53/EC-Italian Min. Dec. 10.05.04).

Other colours: 24 months in original packaging in a dry place.

Packaging:

5 kg plastic bags (boxes of 5 pcs)

25 kg bag

COLOURS

Litocolor

Coloured treatment for cementitious joints. Litocolor is a ready-for-use polyurethane varnish, for waterproofing and water-oil repellent treatment of cementitious joints.

TECHNICAL FEATURES

Colours: all the colours of the Litochrom cementitious grout range 0-2, 1-6, 3-15 and any RAL and NCS shade on request.

Appearance: liquid

Application temperatures allowed: from +10°C to +25°C

Set to light foot traffic: 24 hours

Ready for use: 5 - 7 days

Drying time: 6 - 8 hours

Consumption: approximately 1 l for 50 - 60 m² of ceramic tiles measuring 25x25 cm

Storage: 12 months in original packaging in a well-ventilated and dry environment. Avoid freezing temperatures.

Packaging: 1 litre tub



Otoseal S100 - S105

Single-component, neutral cross-linking silicone sealants. Excellent resistance to weathering, ageing and UV rays.

TECHNICAL FEATURES

Working temperature: from +5°C to +35°C.
Filming time at +23°C: about 10 minutes.
Hardening in 24 hours at T=+23°C: 2-3 mm.
Overall distortion allowed: 25%.
Heat resistance: from -40°C to +180°C.
Density at T=+23°C: about 1.0 g/cm³.
Indication of consumption: Dilatation joint about 5x5 mm ■ 12 linear metres per tube.
 Corner joint 5x5 mm ▲ about 25 linear metres per tube.
Storage: 18 months in original packaging in cool, dry place.
Packaging: S105 tube 310 ml
 S100 tube 300 ml



Otoseal S70

Single-component, neutral cross-linking silicone sealant.

TECHNICAL FEATURES

Working temperature: from +5°C to +35°C.
Filming time at +23°C: about 5 minutes.
Hardening in 24 hours at T=+23°C: 3 mm.
Overall distortion allowed: 20%.
Heat resistance: from -40°C to +180°C.
Density at T=+23°C: about 1.0 g/cm³.
Indication of consumption: Dilatation joint about 5x5 mm ■ 12 linear metres per tube.
 Corner joint 5x5 mm ▲ about 25 linear metres per tube.
Storage: 15 months in original packaging in cool, dry place.
Packaging: tube 310 ml



Otoseal S73

Single-component, acetic cross-linking silicone sealant.

TECHNICAL FEATURES

Working temperature: from +5°C to +35°C.
Filming time at +23°C: about 10 minutes.
Hardening in 24 hours at T=+23°C: 2 mm.
Overall distortion allowed: 20%.
Heat resistance: from -40°C to +180°C.
Density at T=+23°C: about 1.02 g/cm³.
Indication of consumption: Dilatation joint about 5x5 mm ■ 12 linear metres per tube.
 Corner joint 5x5 mm ▲ about 25 linear metres per tube.
Storage: 12 months in original packaging in cool, dry place.
Packaging: tube 310 ml



Otoseal S34

Single-component, neutral cross-linking silicone sealant.

TECHNICAL FEATURES

Working temperature: from +5°C to +35°C.
Filming time at +23°C: about 10 minutes.
Hardening in 24 hours at T=+23°C: 2-3 mm.
Overall distortion allowed: 20%.
Heat resistance: from -40°C to +265°C.
Density at T=+23°C: about 1.16 g/cm³.
Indication of consumption: Dilatation joint about 5x5 mm ■ 12 linear metres per tube.
 Corner joint 5x5 mm ▲ about 25 linear metres per tube.
Storage: 12 months in original packaging in cool, dry place.
Packaging: tube 310 ml



Ottocoll M500

Water-resistant adhesive sealant.

TECHNICAL FEATURES

Colour: White
Working temperature: from +5°C to +40°C.
Filming time at +23°C: about 20 minutes.
Hardening in 24 hours at T=+23°C: 2-3 mm.
Overall distortion allowed: 20%.
Heat resistance: from -40°C to +90°C.
Density at T=+23°C: about 1.4 g/cm³.
Storage: 12 months in original packaging in cool, dry place.
Packaging: tube 310 ml



Ottocoll M501

Hybrid transparent adhesive.

TECHNICAL FEATURES

Colour: Transparent
Working temperature: from +5°C to +40°C.
Filming time at +23°C: about 45 minutes.
Hardening in 24 hours at T=+23°C: 2-3 mm.
Overall distortion allowed: 20%.
Heat resistance: from -40°C to +90°C.
Density at T=+23°C: about 1.1 g/cm³.
Storage: 9 months in original packaging in cool, dry place.
Packaging: tube 310 ml



Class

- COLD COLLECTION
- S105 C01 100 Bianco Assoluto
 - S105 C116 102 Bianco Ghiaccio
 - S105 C71 105 Bianco Titanio
 - S105 C43 110 Grigio Perla
 - S100 C1170 115 Grigio Seta
 - S105 C02 120 Grigio Piombo
 - S105 C1168 125 Grigio Cemento
 - S100 C808 130 Grigio Ardesia
 - S100 C5176 140 Nero Grafite
 - S105 C04 145 Nero Carbonio

METALLIC COLLECTION

- S100 C14 Platinum
- S100 C19 Shining Gold
- S100 C15 Bronze
- S105 C05 Copper
- S100 C2288 Rusty

Litochrom 0-2 - Litochrom 1-6 - Litochrom 3-15

- S105 C01 Bianco C00
- S105 C08 Jasmine C50
- S105 C387 Grigio Chiaro C20
- S100 C55 Bahama Beige C60
- S105 C86 Grigio Perla C30
- S105 C10 Nocciola C680
- S100 C1170 Grigio Medio C700
- S100 C82 Caramel C80
- S105 C02 Grigio C10
- S100 C1167 Mogano C710
- S105 C67 Antracite C40
- S100 C07 Wengé C200
- S100 C0334 Azzurro C160
- S100 C572 Terracotta C90
- S100 C92 Crocus C170
- S100 C15 Marrone Chiaro C120
- S100 C23 Rosa C140
- S100 C22 Sabbia C130
- S100 C40 Menta C150
- S100 C69 Off White C690

Glam

Class

- WARM COLLECTION
- S100 C51 200 Avorio
 - S105 C84 202 Naturale
 - S100 C103 205 Travertino
 - S100 C55 208 Sabbia
 - S105 C77 210 Greige
 - S105 C2044 215 Tortora
 - S100 C6778 225 Tabacco
 - S100 C6777 230 Cacao
 - S100 C6776 232 Cuoio
 - S100 C21 235 Caffè

- COLLECTION
- S100 C753 300 Azzurro Pastello
 - S105 FN2674 310 Azzurro Polvere
 - S105 FN2682 320 Azzurro Caraibi
 - S105 FN2681 330 Blu Avio
 - S100 C25 340 Blu Denim
 - S105 FN2678 350 Blu Zaffiro
 - S100 C91 400 Verde Salvia
 - S105 FN2680 410 Verde Smeraldo
 - S105 FN2679 420 Verde Prato
 - S100 C6854 430 Verde Pino
 - S100 C74 500 Rosa Cipria
 - S105 FN2673 530 Viola Ametista
 - S100 C35 550 Rosso Oriente
 - S100 C2288 580 Rosso Mattone
 - S105 FN2672 600 Giallo Vaniglia

OTTOSEAL S70

- C00
- C01
- C38
- C787
- C230
- C80
- C1108
- C71
- C45
- C43
- C18
- C56
- C1109
- C137
- C67
- C04
- C08
- C84
- C1110
- C82
- C10
- C26
- C05
- C37
- C990
- C197
- C6112
- C6117
- C6115
- C1282
- C6111
- C6113
- C6116
- C1300
- C6114
- C34
- C32
- C41
- C109
- C110
- C111
- C44
- C47
- C1390
- C1391
- C4720

OTTOSEAL S34

- C18
- C89
- C67

OTTOCOLL M500

- C01

OTTOCOLL M501

- C00

Otto Primer 1216

Single-component silicone resin solution.

TECHNICAL FEATURES

Consumption: about 30-50 g/m²
Density at T=+23°C: about 0.76 g/cm³.
Storage: 12 months in original packaging in a well-ventilated and dry environment.
Packaging: bottle 100 ml



Otto Primer 1105

Single-component synthetic resin solution.

TECHNICAL FEATURES

Consumption: about 30-50 g/m²
Density at T=+23°C: about 0.73 g/cm³.
Storage: 12 months in original packaging in a well-ventilated and dry environment.
Packaging: bottle 100 ml



Otto Primer 1218

Solvent-based, single-component synthetic resin solution based on the silicone-acrylic copolymer in solvents.

TECHNICAL FEATURES

Consumption: about 80-200 g/m² depending on absorption.
Density at T=+23°C: about 0.95 g/cm³.
Storage: 12 months in original packaging in a well-ventilated and dry environment.
Packaging: bottle 100 ml



Otto Cleanprimer 1101

Solvent-based solution with single component adhesive-inducing additives.

TECHNICAL FEATURES

Consumption: about 100-300 g/m² depending on absorption.
Density at T=+23°C: about 0.94 g/cm³.
Storage: 12 months in original packaging in a well-ventilated and dry environment.
Packaging: bottle 100 ml



Otto Primer 1217

Silicone primer for plastic materials.

TECHNICAL FEATURES

Consumption: about 10-20 g/m²
Density at T=+23°C: about 0.8 g/cm³.
Storage: 12 months in original packaging in a well-ventilated and dry environment.
Packaging: bottle 100 ml



Otto Cleaner T

Mixture of solvents. High cleaning and degreasing efficiency, dries quickly without leaving any residue.

TECHNICAL FEATURES

Storage: 5 years in original packaging in cool, dry place at temperatures between +5°C and +35°C.
Packaging: bottle 100 ml



Smoothing agent X-GL

Aqueous solution of surface-active substances.

TECHNICAL FEATURES

Storage: 12 months in original packaging in cool, dry place at temperatures between +5°C and +35°C.
Packaging: bottle 250 ml



Smoothing agent X-GLM

Aqueous solution of surface-active substances.

TECHNICAL FEATURES

Storage: 12 months in original packaging in cool, dry place at temperatures between +5°C and +35°C.
Packaging: bottle 250 ml



Otto Fugenfux

Smoothing tools.

TECHNICAL FEATURES

Packaging: bag of 3 pcs.



> Choice of silicone sealants and Otto-Chemie complementary products

TARGET DESTINATION	Cleaner - Otto Cleaner T	Primer				Grouts				Smoothing agent	
		Otto Primer 1216*	Otto Primer 1105 (for absorbent substrates)	Otto Cleanprimer 1101 (for acrylic bathtubs)	Otto Primer 1218	Ottoseal S100/S105	Ottoseal S70	Ottoseal S34	Ottoseal S73	X-GLM	X-GL
Indoor areas	Flexible expansion joints between ceramic tiles in residential indoor floors and covering.	•				•	•			•	•
	Flexible expansion joints between natural stone in residential indoor floors and covering.	•	•				•			•	
	Flexible expansion joints between ceramic tiles and natural stone in commercial floors with average traffic.	•	•				•			•	
	Flexible expansion joints between ceramic tiles in indoor industrial floors with heavy traffic.	•	•					•		•	•
	Flexible expansion joints in concrete substrate in indoor industrial floors with heavy traffic.	•		•				•			•
Wet areas	Sealing of ceramic tiles, glass mosaics and fittings in bathrooms and shower cubicles.	•		•		•	•			•	•
	Sealing of natural stone and fittings in bathrooms and showers cubicles.	•	•				•			•	
	Sealing of ceramic tiles and natural stones at tanks, swimming pools and Spa facilities also containing seawater.	•			•		•			•	
	Sealing of ceramic tiles and glass mosaics in steam baths and hammam baths.	•	•						•		•
	Sealing of natural stone in steam baths and hammam baths.	•	•						•	•	
Outdoor areas	Flexible expansion joints between ceramic tiles and natural stones on balconies, terraces and walkways on façades.	•	•				•			•	
	Flexible expansion joints between ceramic tiles on façades.	•	•			•	•			•	•
	Flexible expansion joints between natural stones on façades.	•	•				•			•	

*Although Otto Primer 1216 is suitable for most natural stones, there are particular types of stone materials for which it is necessary to carry out preventive tests in order to verify its absolute compatibility. Consult our technical department for an appropriate choice.

Guide to the choice of products for surface treatments



SURFACES	Litostone Protector	Litogres Protector	Litocare Matt	Litocare Stone Glossy	Litowax Gres & Natural Stone	Litogrip Floor	Litoseal Terrazze
Marble (all finishes excluding polished finishes) Clay Terracotta	•		•	•	•		•
Granite (all finishes except for polished finishes)	•		•	•	•	•	•
Polished marble	•		•				•
Polished granite	•		•			•	•
Natural stone: sandstone quartz limestone slate lava stones	•		•	•	•		•
Reconstituted marble	•		•				
Reconstituted quartz	•	•	•			•	
Porcelain stoneware Structured porcelain stoneware		•	•		•	•	•
Natural clinker							
Polished porcelain stoneware		•	•			•	•
Lapped porcelain stoneware		•	•				•
Enamelled ceramic Enamelled clinker		•	•			•	•
Glass mosaics		•	•				•
Ceramic mosaics		•	•			•	•
• Cementitious grouting	•	•	•				•
• Epoxy grouting		•	•				

Litoclean

Descaling acid detergent in powder form to clean cement, adhesive and cementitious grout residue from ceramic tiled floors and walls.

TECHNICAL FEATURES

Application temperatures allowed: From +5°C to +40°C

Surface treatment time: Approx. 5 minutes

Consumption: 1 kg every 6 - 10 m²

Storage: 24 months in original packaging in a dry place.

Packaging:

5 kg bucket - boxes of 4 pcs

1 kg bucket - boxes of 24 pcs



Litoclean EVO

Liquid acid descaler cleaner for cleaning ceramic covering. Efficiently removes cementitious grout residue and efflorescence.

TECHNICAL FEATURES

Colour: Pale yellow

Application temperatures allowed: From +5°C to +35°C

Surface treatment time: Approx. 5 - 10 minutes

Consumption: 5 - 20 m²/l

Storage:

24-36 months in original packaging in a cool and dry place. Avoid freezing temperatures

Packaging:

1 litre bottle - Boxes of 12 pcs / 5 litre canisters - Boxes of 4 pcs



Litonet EVO

Liquid detergents for the removal of epoxy grout stains and residue from all types of ceramic tiles, mosaics and natural stone

TECHNICAL FEATURES

Colour: Colourless

Application temperatures allowed: From +5°C to +35°C

Surface treatment time: Approx. 5 - 10 minutes

Consumption: 10 - 15 m²/l

Storage:

24 months in original packaging away from sources of heat and direct sunlight. Avoid freezing temperatures

Packaging: 1 litre bottles - 12 pc boxes and 5 litre canisters



Litonet Gel EVO

Liquid detergents for the removal of epoxy grout stains and residue from all types of ceramic tiles, mosaics and natural stone. Specifically for wall applications.

TECHNICAL FEATURES

Colour: Colourless

Application temperatures allowed: From +5°C to +35°C

Surface treatment time: Approx. 5 - 10 minutes

Consumption: 10 - 15 m²/l

Storage:

24 months in original packaging away from sources of heat and direct sunlight. Avoid freezing temperatures

Packaging: 0.750 litre spray bottles in boxes of 12



FillCleaner EVO

FillGood EVO, single-component, ready-to use, high-viscosity, eco-friendly liquid detergent for removing traces of water-based polyurethane grouting.

TECHNICAL FEATURES

- Application temperatures allowed:** From +5°C to +30°C
- Waiting time for cleaning:** After at least 24 hours from grouting with FillGood EVO
- Maximum contact time on grouting:** No more than 5-7minutes
- Storage:** 24 months in original packaging in a cool, dry environment. Avoid freezing temperatures.
- Packaging:** Bottles with spray nozzle 0.75 litres. Boxes of 12 pcs.



Litocare Matt

Protection with matt colour-enhancing effect to intensify the tone of ceramic or natural stone surfaces and for epoxy and cementitious grouting

TECHNICAL FEATURES

- Colour:** Colourless
- Application temperatures allowed:** From +5°C to +35°C
- Surface treatment time:** Approx. 10 minutes
- Consumption:** 15 -20 m²/l
- Storage:** 24 months in original packaging away from sources of heat in a well-ventilated and dry environment.
- Packaging:** 1 litre metal bottles



Litonet Pro

High viscosity liquid detergent for the removal of stains and consolidated epoxy grout residue from all types of ceramic tiles and mosaics.

TECHNICAL FEATURES

- Colour:** White
- Application temperatures allowed:** From +5°C to +35°C
- Surface treatment time:** Approx. 15 - 30 minutes
- Consumption:** About 2 - 3 m² / 0.5 l
- Storage:** 24 months in original packaging away from sources of heat and direct sunlight. Avoid freezing temperatures.
- Packaging:** 0.5 litre bottles - 12 pc boxes



Litogres Protector

Stain-proof, water- and oil-repellent solvent-based, low-odour primer for ceramics and porcelain stoneware tiles

TECHNICAL FEATURES

- Colour:** Colourless
- Application temperatures allowed:** From +5°C to +35°C
- Surface treatment time:** Approx. 10 minutes
- Consumption:** 25 -30 m²/l
- Storage:** 36 months in original packaging away from sources of heat in a well-ventilated and dry environment.
- Packaging:** 1 litre metal bottles



Litostrip

Cleaning gel for the removal of epoxy mortar residues. Litostrip is a product designed for the total removal of hardened epoxy resin based on Starlike® EVO o EpoxyElite EVO grout in joints or marks left on ceramic surfaces due to incorrect or insufficient cleaning.

TECHNICAL FEATURES

- Colours:** transparent
- Appearance:** Gel
- Inflammability:** yes
- Waiting time for removal:** marks 10 - 20 minutes - hardened grouting 1 - 8 hours
- Application temperatures allowed:** from +5°C to +35°C
- Consumption:** on average about 0.1 - 0.3 l/m²
- Storage:** 24 months in original packaging in a cool, dry place
- Packaging:** 0.750 l metal bottle



Litostone Protector

Stain-proof, water- and oil-repellent, solvent-based primer for marble and granite

TECHNICAL FEATURES

- Colour:** Colourless
- Application temperatures allowed:** From +5°C to +35°C
- Surface treatment time:** Approx. 10 minutes
- Consumption:** 25 -20 m²/l
- Storage:** 36 months in original packaging away from sources of heat in a well-ventilated and dry environment.
- Packaging:** 1 litre metal bottles



Litoseal Terrazze

Single-component, anti-infiltration, water-resistant, protective primer for terraces

TECHNICAL FEATURES

- Colour:** Colourless
- Application temperatures allowed:** From +5°C to +35°C
- Surface treatment time:** Approx. 5 minutes
- Consumption:** 10 -15 m²/l
- Storage:** 36 months in original packaging away from sources of heat in a well-ventilated and dry environment.
- Packaging:** 1 litre metal bottles



Litocare Stone Glossy

Glossy-effect stain-proof, solvent-based primer

TECHNICAL FEATURES

- Colour:** Colourless
- Application temperatures allowed:** From +5°C to +35°C
- Surface treatment time:** Approx. 5 - 10 minutes
- Consumption:** 15 -20 m²/l
- Storage:** 24 months in original packaging away from sources of heat in a well-ventilated and dry environment.
- Packaging:** 1 litre metal bottles



Litowax Gres & Natural Stone

Satin-effect, water-based protective polymer

TECHNICAL FEATURES

- Colour:** Off-white
- Application temperatures allowed:** From +5°C to +35°C
- Consumption:** 10 -15 m²/l
- Storage:** 36 months in original packaging in a well-ventilated and dry environment.
- Packaging:** 1 litre plastic bottles



Litogrip Floor

Non-slip treatment for siliceous materials

TECHNICAL FEATURES

- Colour:** Amber
- Application temperatures allowed:** From +5°C to +35°C
- Surface treatment time:** About 15 to 60 minutes
- Consumption:** 15 -20 m²/l
- Storage:** 24 months in original packaging in a well-ventilated and dry environment.
- Packaging:** 1 litre plastic bottles



Litostain Cleaner

Stain remover for coloured stains

TECHNICAL FEATURES

- Colour:** Colourless
- Application temperatures allowed:** From +5°C to +35°C
- Surface treatment time:** From 10 to 20 minutes, up to a few hours
- Consumption:** Dependent on the size of the stain
- Storage:** 12 months in original packaging in a well-ventilated and dry environment.
- Packaging:** 0.5 litre plastic bottles



Litoshine EVO

Eco-compatible, neutral liquid cleaner for all surfaces. No rinsing needed.

TECHNICAL FEATURES

- Colour:** Colourless
- Application temperatures allowed:** From +5°C to +35°C
- Consumption:** 1-2 caps in 5 litres of water for less absorbent surfaces or 2-3 caps for natural stone and terracotta.
- Storage:** 36 months in original packaging in a well-ventilated and dry environment.
- Packaging:** 1 litre plastic bottles



Classification of waterproofing products according to the EN 14891 standard

Classification of liquid-applied waterproofing products to use beneath ceramic tiling bonded with adhesives according to the Standard UNI EN 14891.

Liquid-applied waterproofing products are classified into three types:

- CM** normal cementitious liquid-applied waterproofing products
- DM** normal dispersion liquid-applied waterproofing products
- RM** normal reactive liquid-applied waterproofing products

It is possible to have multiple classes for each type, related to the various optional features, such classes are designated by the following abbreviations:

- O1** with improved crack-bridging ability at low temperatures (-5°C);
- O2** with improved crack-bridging ability at very low temperatures (-20°C);
- P** resistant to contact with chlorinated water (for example for use in swimming pools).

The product is designated with the symbol of the type (CM, DM or RM), followed by of the class or classes to which it belongs.



Coverflex

Two-component cementitious mortar with the option for roller, brush or trowel application, elastic up to -20°C and chlorine resistant, for the under-tile waterproofing of wet indoor and outdoor environments such as bathrooms, balconies, terraces and pools. Compliant with class CM02P pursuant to EN 14891.

TECHNICAL FEATURES

Colour of the mix: Light grey

Mixing ratios:

Component A (powder): 2 parts (1 x 20 kg bag)

Component B (liquid): 1 part (1 x 10 kg canister)

Mix curing time: 5 minutes

Mix consistency: smooth fluid grout

Mixture life: Approx. 1 hour

Application temperatures allowed: From +5°C to +35°C

Thickness: Not less than 2 mm in two subsequent coats

Maximum application thickness: 2 mm per coat

Application: Roller, brush or smooth steel trowel

Cleaning:

The equipment and the surface of ceramic tiles must be cleaned from product residue with water before the product hardens.

Consumption: 1.6 kg/m² per 1 mm of thickness

Waiting time between 1st and 2nd layer:

Approx. 3-4 hours at T=+23°C

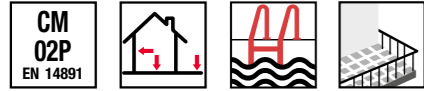
Waiting time for laying ceramic tiles:

5 days. 24 hours in good weather

Storage:

12 months in original packaging in a dry place at temperatures not below +5°C. Component B (liquid) should be subjected to freezing temperatures.

Packaging: 20 kg bag + 10 kg canister



Elastocem

Two-component cementitious mortar applied with a trowel, elastic up to -20°C and chlorine resistant, for the under-tile waterproofing of wet indoor and outdoor environments such as bathrooms, balconies, terraces and pools. Compliant with class CM02P pursuant to EN 14891.

TECHNICAL FEATURES

Colour of the mix: Dark grey

Mixing ratios:

Component A (powder): 3 parts (1 x 24 kg bag)

Component B (liquid): 1 part (1 x 8 kg canister)

Mix curing time: 5 minutes

Mix consistency: fluid grout

Mixture life: Approx. 1 hour

Application temperatures allowed: From +5°C to +35°C

Thickness: Not less than 2 mm in two subsequent coats

Maximum application thickness: 2 mm per coat

Application: Smooth steel trowel

Cleaning: The equipment and the surface of ceramic tiles must be cleaned from product residue with water before the product hardens.

Consumption: 1.7 kg/m² per 1 mm of thickness

Waiting time between 1st and 2nd layer:

Approx. 3-4 hours at T=+23°C

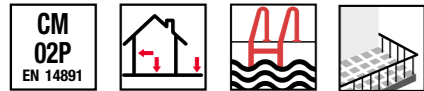
Waiting time for laying ceramic tiles:

5 days. 24 hours in good weather

Storage:

12 months in original packaging in a dry place at temperatures not below +5°C. Component B (liquid) should be subjected to freezing temperatures.

Packaging: 24 kg bag + 8 kg canister



Osmogrout

Cementitious mortar with osmotic action for waterproofing, with direct or indirect load on walls and cement-based structures indoors and outdoors.

TECHNICAL FEATURES

Colour: Grey

Mixing ratios:

Water = 26% (6.5 litres of water per 25 kg bag)

Mix curing time: 5 minutes

Mix consistency:

Fluid grout for trowel/brush application

Apparent volumetric mass of the wet grout:

1800 kg/m³

Mixture life: Approx. 1 hour

Application temperatures allowed: From +5°C to +35°C

Applicable thicknesses:

Minimum = 1.5 mm - Maximum per coat = 2 mm

Maximum in two coats = 4 mm

Application: Smooth steel trowel, brush.

Waiting time for application of second coat:

After 5-6 hours and no more than 24 hours

Ready for use: 7 days

Temperature of use: From -30°C to +70°C

How to clean equipment:

With water when product is fresh. Mechanically when product has hardened.

Consumption: 1.6 kg/m² per 1 mm of thickness

Storage:

12 months in original packaging in a dry place.

Packaging: 25 kg bag



Hidroflex

Ready-to-use liquid membrane with the option for roller, brush or trowel application, elastic up to -5°C, for the under-tile waterproofing of wet indoor environments compliant with standard ETAG 022 and class DM01 pursuant to EN 14891. Product with ultra-low volatile organic compound (VOC) emissions.

TECHNICAL FEATURES

Colour: Green

Application temperatures allowed: From +5°C to +35°C

Total thickness to be applied in two successive coats: 1 mm

Drying time at T=+23°C:

1st coat: 2 hours - 2nd coat: 16 hours

Application: Roller, brush or smooth steel trowel

Cleaning:

The equipment must be cleaned from product residue with water before the product hardens. Once dried, only mechanically.

Consumption: 1.15 kg/m² per coat

Waiting time for laying ceramic tiles:

At least 16 hours from applying the second coat.

Storage:

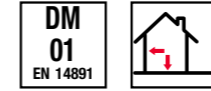
24 months in original packaging stored in a cool, dry place. Avoid freezing temperatures.

Packaging:

5 kg plastic bucket - Standard pallet 720 kg.

10 kg plastic bucket - Standard pallet 480 kg.

20 kg plastic bucket - Standard pallet 480 kg.



Aquamaster

Ready-to-use liquid membrane with the option for roller, brush or trowel application, elastic up to -5°C and chlorine resistant, for the under tile waterproofing of wet indoor and outdoor environments such as bathrooms, balconies, terraces and pools, compliant with standard ETAG 022 and class DM01P pursuant to EN 14891.

TECHNICAL FEATURES

Colour: Grey

Application temperatures allowed: From +5°C to +35°C

Total thickness to be applied in two/three successive coats: 0.8 - 1 mm

Consumption: 1,6 - 2,3 kg/m²

Drying time at T=+23°C:

1st coat: (diluted 10% with water): 30 minutes

Successive coats: 4 hours between coats

Application: Roller, brush or smooth steel trowel

Cleaning: The equipment must be cleaned from product

residue with water before the product hardens. Once dried, only mechanically.

Waiting time for laying ceramic tiles:

At least 24 hours from applying the final coat.

Storage:

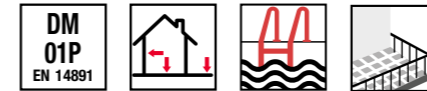
24 months in original packaging stored in a cool, dry place.

Avoid freezing temperatures.

Packaging:

10 kg buckets - Standard pallet 640 kg.

20 kg buckets - Standard pallet 600 kg.



Primer F

Waterproofing primer in aqueous dispersion. Internal use.

TECHNICAL FEATURES

Colour: Yellow

Application temperatures allowed: From +5°C to +35°C

Application: Roller or brush

Drying time: Approx. 20 minutes at T=+23°C

Consumption: 300 g/m² in two overlapping coats

Storage: 24 months in original packaging in a dry place.

Avoid freezing temperatures

Packaging:

10 kg canisters Standard pallet 600 kg

5 kg canisters Standard pallet 600 kg

2 kg canisters Standard pallet 500 kg




> Liquid applied waterproof coating kit for interiors

Primer SK

Waterproofing primer in aqueous dispersion for wet indoor areas with ultra-low volatile organic compounds (VOC).

TECHNICAL FEATURES

Colour: Pink
Application temperatures allowed: from +10°C to +30°C
Drying time at T=+23°C:
 1st coat: 30 minutes - 2nd coat: 1 hour
Consumption: 300 g/m² for two coats
Storage:
 12 months in original packaging in a well-ventilated and dry environment. Avoid freezing temperatures.
Packaging: 4 kg plastic buckets



Litoband Sk Tape

Polypropylene fabric sealing tape with thermoplastic elastomer waterproof lining.

TECHNICAL FEATURES

Colour: Grey
Height: 120 mm.
Total thickness: 0.7 mm.
Weight: 43 g/m
Roll length: 10 - 50 m.
Resistance to water pressure:
 >1.5 bar (DIN EN 1928-version B)
Longitudinal elongation at break: 70% (DIN 527-3)
Lateral elongation at break: 335% (DIN 527-3)
Packaging: 1 roll per box



Litoband Sk Net

Micro-perforated reinforcing strip. The product is part of the kit for waterproofing indoor wet areas certified according to ETAG 022, including the Aquamaster membrane.

TECHNICAL FEATURES

Colour: White
Height: 100 mm
Total thickness: 0.25 mm.
Weight: 6.6 g/m
Roll length: 10 m.
Longitudinal load at break (DIN 527-3): 200 N / 50 mm
Lateral load at break (DIN 527-3): 100 N / 50 mm
Longitudinal extension (DIN 527-3): 22.0%
Lateral extension (DIN 527-3): 90.0%
Resistance to UV rays (DIN EN ISO 4892-2): <500 h



> Kit for waterproof coating with flexible sheets

LitoproofPlus

Rolls of membrane for waterproofing under tiles in indoor wet areas.

TECHNICAL FEATURES

Colour: Grey
Roll width: 100 cm.
Roll length: 10 - 30 metres
Thickness: 0.41 mm

Working temperature:
 From -5°C to +90°C
Packaging: 10 and 30 rolls.



Litoband Tape

Waterproofing tape in polyester fabric with butyl lining.

TECHNICAL FEATURES

Colour: Grey
Height: 120 mm
Butyl height: 70 mm
Total thickness: 0.8 mm.
Weight: 30 g/m

Roll length: 10m - 50 m.
Resistance to water pressure:
 >1.5 bar (DIN EN 1928-version B)
Packaging: 1 roll per box



Litoband Sk Corners IC - Corners EC

Inner corner - external corner

TECHNICAL FEATURES

Colour: Grey
Height: 120 mm.
Butyl height: 70 mm.
Total thickness: 0.7 mm.
Resistance to water pressure:
 >1.5 bar (DIN EN 1928-version B)

Longitudinal elongation at break: 73% (DIN 527-3)
Lateral elongation at break: 242% (DIN 527-3)
Packaging: 25 pieces per box



Litoband Sk Pipe Collar

Sk 8 - Pipe collar 120 x 120 mm - ø 8 mm. For pipes with ø 15-20 mm.
Sk 35 - Pipe collar 250 x 250 mm - ø 35 mm. For pipes with ø 45-60 mm.
Sk 65 - Pipe collar 250 x 250 mm - ø 65 mm. For pipes with ø 75-125 mm

TECHNICAL FEATURES

Colour: White
Total dimensions: Sk 8 - 120x120 mm.
 Sk 35/Sk 65 - 250x250 mm.
Diameter flexible area: Sk 8 - 25 mm.
 Sk 35 - 65 mm. Sk 65 - 130 mm.
Hole diameter: Sk 8 - 8 mm.
 Sk 35 - 35 mm. Sk 65 - 65 mm.

Water pressure resistance:
 >1.5 bar (DIN EN 1928-version B)
Elongation at break (fabric): 100% (DIN 527-3)
Elongation at break (flexible area): 600% (DIN 527-3)
Packaging: 25 pieces per box

For pipes with diameter: Sk 8 - 15-20 mm.
 Sk 35 - 45-60 mm. Sk 65 - 75-125 mm.
Total thickness: 0.60 mm.



Litoband Sk Self-Adhesive Drain Collar

Self-adhesive gasket in butyl rubber for drains (370 x 370 mm)

TECHNICAL FEATURES

Colour: Grey
Sizes: 370x370 mm.
Total thickness:
 1.3 mm (without adhesive film protection)
Weight: 217 g

Roll length: 10 - 50 m.
Packaging: 10 pieces per box



Litoband Basic

Waterproofing tape in polyester fabric with butyl lining

TECHNICAL FEATURES

Total width: 120 mm.
Width of waterproof area: 70 mm.
Weight: 555 g/m²
Thickness: 0.6 mm.
Tensile strength: ≥ 3,0 MPa
Tear resistance: ≥ 0,5 MPa
Elongation at break: ≥ 80 MPa
Elongation at maximum stress: ≥ 75 MPa
Maximum pressure: 2.0 bar
Shore hardness: 60
Packaging: Rolls of 10 and 50 linear metres




Litoband Basic Ai - Ae

Inner corner - external corner

TECHNICAL FEATURES

Total width: 120 mm.
Width of waterproof area: 70 mm.
Weight: 555 g/m²
Length of corners: 150 mm.
Thickness: 0.6 mm.
Tensile strength: ≥ 3,0 MPa
Tear resistance: ≥ 0,5 MPa
Elongation at break: ≥ 80 MPa
Elongation at maximum stress: ≥ 75 MPa
Maximum pressure: 2.0 bar
Shore hardness: 60
Packaging: Rolls of 10 and 50 linear metres



> Kit for waterproof coating with flexible sheets outdoors

Litoproof Extreme

Rolls of membrane for waterproofing under tiles on balconies and terraces.

TECHNICAL FEATURES

Colour: White
Roll width: 100 cm.
Roll length: 10 - 30 metres
Thickness: 0.50 ± 0.1 mm.
Application temperatures allowed:
 From +5°C to +30°C

Working temperature: From -30°C to +90°C
Storage:
 24 months in original packaging in a cool, dry place away from light
Packaging: Rolls of 10 and 30 m² (roll width = 1 m.)



Litoband S.A.T.

Sealing tape in self-adhesive butyl (Roll height = 100 mm - Roles of 20 linear metres).

TECHNICAL FEATURES

Colour: Grey
Roll width: 10 cm.
Thickness (without liner): 0.64 ± 0.12 mm
Weight (without liner): 730 ± 35 g/m²
Roll length: 20 linear metres
Application temperatures allowed:
 From +5°C to +30°C

Working temperature: From -30°C to +80°C
Storage:
 24 months in original packaging in a cool, dry place away from light
Packaging:
 Rolls of 20 linear metres (roll height = 10 cm)




Litoband S.A.T. IC - EC

Internal corner - external corner in self-adhesive butyl

TECHNICAL FEATURES

Colour: Grey
Roll width: 10 cm.
Thickness (without liner): 0.64 ± 0.12 mm
Weight (without liner): 730 ± 35 g/m²
Roll length: 20 linear metres
Application temperatures allowed:
 From +5°C to +30°C

Working temperature: From -30°C to +80°C
Storage:
 24 months in original packaging in a cool, dry place away from light
Packaging:
 Rolls of 20 linear metres (roll height = 10 cm)



Litoband P

Drain gasket

TECHNICAL FEATURES

Colour: Grey
Sizes: 425x425 mm.
Packaging: 10 strips per box.




Fibreglass mesh

Anti-alkaline fibreglass mesh for reinforcement.

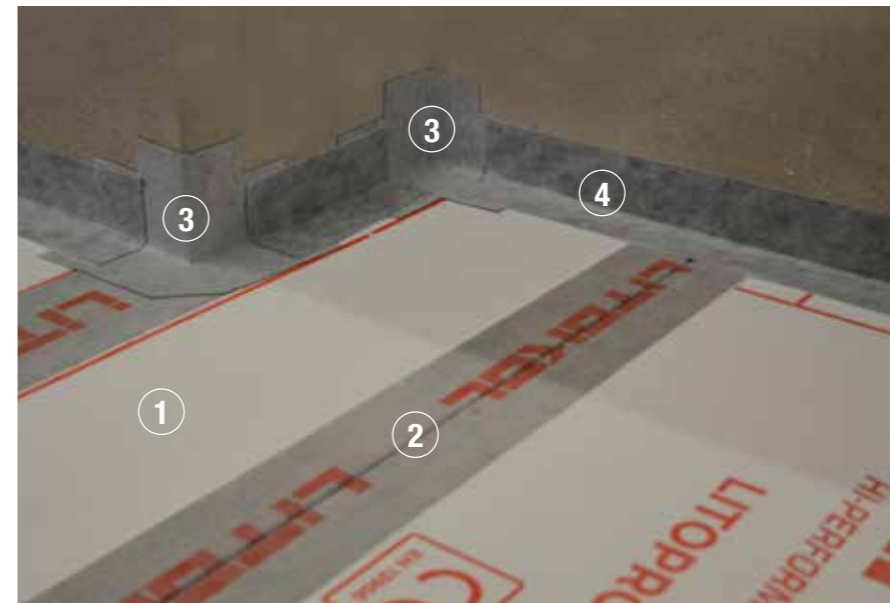

TECHNICAL FEATURES

Colour: White
Mesh dimensions: 4x5 mm.
Roll dimensions: Length = 50 m - Height = 1 m


Alkaline resistance: excellent
Storage: Unlimited
Packaging: Rolls of 50 m²
 Standard pallet 3000 m²



Litoproof Extreme waterproofing system Rolls of membrane for waterproofing under tiles on balconies and terraces



- 1 - LITOPROOF EXTREME
- 2 - LITOBAND SK TAPE
- 3 - LITOBAND S.A.T. IC-EC
- 4 - LITOBAND S.A.T.



Idrokol X20

Synthetic resin-based latex in aqueous dispersion adhesion additive for adhesives and cementitious mortars.

TECHNICAL FEATURES

Colour: White
Appearance: Liquid
Solid residue: 47-50%
Viscosity: 10-30 mPa s
Consumption: According to use
Storage:
 24 months in original packaging. Avoid freezing temperatures.

Packaging:
 2 kg canisters Standard pallet 500 kg
 5 kg canisters Standard pallet 600 kg
 10 kg canisters Standard pallet 600 kg
 20 kg canisters Standard pallet 720 kg



Latexkol

Elasticising synthetic latex for cementitious adhesives. The use of the additive gives a high degree of deformability to the adhesive and improves its performance making it suitable for demanding applications.

TECHNICAL FEATURES

Appearance: Liquid
Colour: White
Solid residue: 34-36%
Viscosity: 20-30 mPa s
pH: 7-8
Application temperatures: from +5°C to +35°C
Working temperatures: from -30°C to +90°C
Consumption: see consumption of cementitious adhesives
Storage: 24 months in original packaging. Avoid freezing temperatures.

Packaging:
 20 kg canisters - Standard pallet 720 kg
 10 kg canisters - Standard pallet 600 kg
 5 kg canisters - Standard pallet 600 kg



Idrostuk

Liquid additive in aqueous dispersion for the Litochrom range of cementitious grouts. Improves the adhesion to the sides of the tiles, reduces surface absorption of grouting.

TECHNICAL FEATURES

Appearance: Liquid
Colour: White
Solid residue: 10-12%
Viscosity: 10-30 mPa s
pH: 10-12
Application temperatures: from +5°C to +35°C
Mixture life: about 2 hours
Set to light foot traffic: 24 hours
Consumption: see grout consumption
Storage: 24 months in original packaging. Avoid freezing temperatures.

Packaging:
 20 kg canisters Standard pallet 720 kg
 10 kg canisters Standard pallet 600 kg
 5 kg canisters Standard pallet 600 kg
 2 kg canisters Standard pallet 500 kg



Concrete Primer

Ready-for-use primer in aqueous dispersion, non-yellowing, solvent free, for anti-dust treatment of indoor and outdoor cement substrates, such as basements, garages and warehouses. The product is characterised by excellent resistance to abrasion, water, oil and fuel. Suitable for sealing hairline cracks.

TECHNICAL FEATURES

Colour: White
Application temperatures allowed:
 From +10°C to +30°C
Waiting time between first and second coat:
 Approx. 2 hours at T=+23°C
Set to light foot traffic:
 24 hours after application of second coat
Application: Short pile roller

Consumption: 5-8 m²/litre in two coats
Cleaning the equipment: With water when product is fresh.
Storage:
 24 months in original packaging. Avoid freezing temperatures.
Packaging:
 5 kg cans
 Standard pallet 600 kg



Primer X94

Insulating primer in aqueous dispersion for gypsum-based substrates. Internal use.

TECHNICAL FEATURES

Colour: Greenish
Application: Roller or brush
Application temperatures allowed:
 From +5°C to +35°C
Drying time: Approx. 2 hours at T=+23°C
Consumption:
 100-200 g/m² depending on the absorption and porosity of the substrate.

Storage:
 24 months in original packaging. Avoid freezing temperatures.
Packaging:
 20 kg canisters Standard pallet 720 kg
 10 kg canisters Standard pallet 600 kg
 5 kg canisters Standard pallet 600 kg
 2 kg canisters Standard pallet 500 kg



Primer C

Consolidating and insulating primer in aqueous dispersion for cementitious and gypsum-based substrates. Indoor use on floors and walls.

TECHNICAL FEATURES

Colour: White
Application: Roller or brush
Application temperatures allowed:
 From +10°C to +35°C
Drying time: Approx. 4 hours at T=+23°C
Penetration: High
Consumption:
 100-300 g/m² depending on the porosity of the substrate

Storage:
 24 months in original packaging. Avoid freezing temperatures.
Packaging:
 10 kg canisters Standard pallet 600 kg
 5 kg canisters Standard pallet 600 kg
 2 kg canisters Standard pallet 500 kg



Prepara Fondo EVO

Universal adhesion promoter for adhesives, self-levelling, smooth and cementitious plaster on smooth and non-absorbent surfaces. For indoors and outdoors

TECHNICAL FEATURES

Colour: Grey
Specific weight: 1.24 ± 0.05 g/cm³
Application:
 Brush, long pile roller
Environmental conditions allowed for application:
 Temperature: from +5°C to +35°C
 Relative Humidity: from 10% to 70%
Drying time (T= +23°C – R.H. 60%):
 About 3-4 hours if applied using a brush or roller

Consumption:
 0,3 kg/m² applied with brush or roller
Storage:
 12 months in original packaging when stored in a cool place, protected against freezing temperatures.
Packaging: 10 kg bucket



Hydrolux EVO (A + B)

Two-component clear finish (TOP COAT). Available in two versions: MATT or SATIN

TECHNICAL FEATURES

Colour: Clear, matt or satin
Mix ratio (A + B):
 1 kg + 0.2 kg
Specific weight: 1.05 ± 0.05 g/cm³
Application time (T = +23°C):
 1 hour
Application:
 Short pile or velvet roller
Environmental conditions allowed for application:
 Temperature: from +5°C to +35°C
 Relative Humidity: from 10% to 60%

Hardening time (T= +23°C – R.H. 60%):
 Superficial to the touch: 10 minutes
 For subsequent applications: 5-6 hours
 Opening to traffic: 24 hours
 Total achievement of mechanical/chemical resistances: 72 hours
Consumption: 0.13 kg/m² in two coats
Storage:
 12 months in original packaging in a dry place protected against freezing temperatures.
Packaging:
 Part A: 1 kg bottle – Part B: 0.2 kg jar



Litostick X35

Hot melt glue sticks for ceramic samples.

TECHNICAL FEATURES

Colour: Yellow
Stick diameter: 12 mm
Stick length: 120 mm
Specific weight: 0.930
Melting point: 180-190°C
Open time: 30 seconds
Storage:
 Unlimited in original packaging in a dry place
Packaging:
 Box of 500 sticks.
 5 kg cardboard box = Standard pallet 600 kg



Litogap

Closed-cell expanded polyethylene cord for expansion joints.

TECHNICAL FEATURES

Colour: Grey
Density ISO 845: 31 kg/m³
Longitudinal elongation at break ISO 1926: 69%
Longitudinal tensile strength ISO 1926: 201 Kpa
Working temperature: From -40°C to +80°C
Water absorption: None
Packaging:
 Ø 6 mm – 2500 m boxes
 Ø 10 mm – 1150 m boxes
 Ø 15 mm – 550 m boxes
 Ø 20 mm – 350 m boxes
 Ø 25 mm – 200 m boxes
 Ø 30 mm – 160 m boxes



Litoside

Expanded polyethylene self-adhesive strip for perimeter separation joints for cementitious screeds. (5x100 mm)

TECHNICAL FEATURES

Colour: Grey
Density ISO 845: 20 kg/m³
Deformation at break (ASTM 0638M): 81.3%
Stress at break (ASTM 0638M): 2.3 kg/cm²
Water absorption (ASTM C272): 0.42%
Water vapour permeability (ASTM E96):
 7.95 g/m²/24h
Working temperature: From -80°C to +90°C
Packaging: 10 m roll x 2 pcs.



Litolevel

Tile levelling spacers.

LITOLEVEL guarantees simple and fast tile laying, eliminating slippage between tiles, thus ensuring perfectly levelled floors and coverings.

LITOLEVEL is recommended for the laying of large porcelain stoneware, ceramic and natural stone tiles, as well as thin porcelain stoneware or agglomerate stone slabs (thickness 3/6 mm).


The system is composed of 3 elements: base, cone and nut.

It does not require the use of pliers or tools of any type.

NUT
The nut is made of rigid plastic and has been designed for easy insertion into the base. The nut is reusable and can be used hundreds of times.

CONE
The cone is practical and easy to insert. It is made of rigid plastic, allowing efficient tile levelling. The nut is reusable and can be used hundreds of times.

BASE
The bases are designed to level tiles with thickness from 3 mm to 12 mm, creating narrow joints measuring 1.50 mm. Wider joints are possible through the combined use of LITOLEVEL and cross or "T" tile spacers in the preferred size and in any case greater than 1.50 mm.



Levelling spacers


LEVELLING SPACERS FOR FLAT LAYING
Bucket: 100 wedges, 100 bases, 1 clamp

FASTENING WEDGE
Box of 24 bags x 100 pcs

BASE
Box of 8 bags x 500 pcs



Spacers



1 mm SPACER + 25 bags x 1000 pcs

1 mm T SPACER + 25 bags x 1000 pcs

1.5 mm SPACER + 30 bags x 1000 pcs

2 mm SPACER + 25 bags x 1000 pcs

2 mm T SPACER + 25 bags x 1000 pcs

3 mm SPACER + 25 bags x 1000 pcs

3 mm T SPACER + 15 bags x 1000 pcs

MIXED SPACING WEDGES 20 bags x 1000 pcs



**> A guide to
using
Litokol
products**

Screeds for ceramic tiling can be classified in:

- Unbonded screeds;**
- Bonded screeds;**
- Floating screeds;**
- Screeds with underfloor heating/cooling.**

The requirements for screeds are essentially based on the intended installation area and refer to the resistance class under the EN 13813 standard.

➤ **Unbonded screeds with thickness \geq 40 mm**

Isolate the substrate by inserting sheets of polyethylene or similar, overlapping them by at least 20 cm. Place strips of compressible material along the walls and in line with any elevations (columns, stairs, etc.) to act as a perimeter joint and then, lay the polyethylene sheets up the entire thickness of the screed. The sheets act as a separating layer and barrier against any rising damp.



1 - screed
2 - polythene sheet;
3 - perimeter joint
4 - weight-bearing structure (floor)

➤ **Bonding screed with thickness < 40 mm**

In this case, the old support, consisting of a concrete substrate, ceramic tiles or natural stone, must be cleaned, free from dust, oil, wax, loose fragments or anything else that could prevent proper adhesion. It must also have good compression resistance. Place the strips of compressible material along the walls and in line with any floor elevations, to act as the perimeter joint. Just before applying the mixture on the substrate, use a brush or trowel to apply a liquid cement slurry, consisting of 3 parts cement, 1 part Idrokol X20 and 1 part water to obtain high adhesion of the screed with reduced thickness. Spread the Litocem-based mixture on the cement slurry that has not yet dried (wet on wet).



1 - screed
2 - adhesive cement slurry
3 - perimeter joint
4 - weight-bearing structure (floor)

➤ **Floating screeds**

Floating screeds are unbonded screeds, installed on a layer, which acts as acoustic and thermal insulation. Because the insulation materials used are compressible, floating screeds must be suitably sized and, if necessary, reinforced with electro-welded mesh or other systems, to prevent puncturing and to facilitate the distribution of loads. Floating screeds require the installation of a perimeter joint.



1 - screed with electro-welded mesh
2 - layer of thermo-acoustic insulation
3 - perimeter joint
4 - polythene sheet
5 - weight-bearing structure (floor)

➤ **Screeds with underfloor heating/cooling**

Screeds with heating/cooling systems are floating screeds which have heating/cooling systems embedded in them. As well as the requirements for floating screeds, the screed must have a thickness \geq 30 mm over the system heating/cooling element. Before laying the tiles, the system must undergo a test run in accordance with UNI EN 1264-4.



1 - screed with electro-welded mesh
2 - layer of thermo-acoustic insulation
3 - perimeter joint
4 - polythene sheet
5 - weight-bearing structure (floor)

➤ **Preparation of the mixture to lay Litocem screeds**

To lay floating or bonded screeds, both internal and external, Litokol suggests using the Litocem/Litocem Pronto hydraulic binders. The mixture can be prepared with a cement mixer, a horizontal auger mixer or with an automatic pressure pump like Turbosol. We do not recommend manual mixing using a shovel because the mixture will not be uniform. Mix thoroughly for at least 5-10 minutes. The water must be measured carefully to obtain a mixture with a "wet, almost plastic, earth" consistency which, in the compacting and tamping phase, must not create surface water.



➤ **Application**

The mixture is cast like regular cementitious screed on the substrate, by first preparing levelling strips, compacting and tamping it to obtain a good closed surface finish, smooth and without any surface water. In the case of sudden variations in thickness, due to the presence of pipes, ducts, etc., a hexagonal perforated metal mesh must be inserted in the screed to reinforce it and to limit the formation of cracks. The screed must be at least 2 cm thick over the pipes. If the installation work is not interrupted by a joint, the screed must be cut perpendicular to the laying surface and steel dowels with a diameter of 3-6 mm, 20-30 cm long must be inserted between them and spaced 20-30 cm apart in order to increase the adhesion of the concrete casting, thus avoiding problems of cracks and unevenness. On compressible substrates (e.g. thermo-acoustic insulation panels), the screed must be reinforced with electro-welded steel mesh.



➤ **Litokol self-levelling, fast and ultra-fast drying cementitious mortars**

Litokol offers a complete range of self-levelling, premixed powder mortars made of fast-setting and drying special hydraulic binders, siliceous and calcareous aggregates of selected particle size and organic additives. Litokol self-levelling mortars develop high resistance to compression and flexing just after 4 hours of application and its fast drying speed means that ceramic tiles, natural stone, textile and resilient floor materials can be laid on top very soon afterwards.

➤ **Litokol fast and ultra-fast cementitious levelling layer mortars**

Litokol cementitious levelling layers in premixed powder, made of fast-setting and drying hydraulic binders, siliceous aggregates of selected particle size and organic additives feature the following requisites:

- When mixed with water, they produce a thixotropic mixture that can be easily applied on vertical substrates without dripping. By increasing the water in the mixture, you obtain a plastic mortar of a consistency suitable for floor applications.
- Development of high mechanical resistance to flexing and compression just 4 hours after application.

➤ **Substrate preparation**

The substrates must be clean, dry, solid, compact, suitably cured, without any loose fragments or rising damp.

Substrates that are too porous and absorbent or superficially powdery, must be treated with PRIMER C.

Smooth and compact substrates such as smoothed concrete, old ceramic or marble tiles, must be treated with the adhesion promoter primer Prepara Fondo EVO.

Sulphate/anhydrite screeds must be sanded down before and treated with Primer C or Primer X94. In this case check with a carbide hygrometer that the **maximum moisture content does not exceed 0.5%**.

➤ **Preliminary checks**

Worksite conditions

Check that the conditions of temperature, humidity, lighting, etc. at the time of product application are adequate.

Use and storage of the material

Check that the product is suitable for the intended use by consulting the relevant technical data sheet and is properly stored.

Expansion joints

Check that the perimeter, expansion, fractionation and structural elastic joints have been correctly designed and prepared. Generally, fractionation joints must be created for areas of 50 m² or 25/30 m² in the case of heated floors. For rooms with surfaces of less than 50 m², insert expansion joints in line with thresholds.

➤ **Application**

In the case of **self-levelling cementitious mortars**, the mixture is poured directly on the substrate and spread manually or with a machine with the aid of a squeegee or smooth metal trowel.

In the case of a **cementitious levelling layer**, the mixture is applied directly onto the substrate using a metal trowel to achieve the desired thickness.

For a smoother surface finish, use a sponge trowel when the product starts binding and has sufficiently hardened. A smoothing coat can be applied, if necessary, about 3 hours after the first coat.



➤ **Compatible waterproofing membranes**

Waterproofing can be done 24 hours after application and before the laying of ceramic material using conventional two-component waterproofing cementitious membranes, such as Elastocem or Coverflex (CM) or in aqueous dispersion, such as of Hidroflex or Aquamaster (DM).



➤ **Compatible cementitious adhesives for laying**

24 hours after application, it is possible to lay ceramic tiles, natural stone, parquet, textile and resilient floor materials. For laying ceramic tiles and natural stone, cementitious adhesives can be used with class C2 normal setting, class C2F quick hardening or R2 class reactive compounds depending on the size of the tiles, intended use or the type of natural stone.



➤ **Certifications**

Self-levelling mortars and Litokol cementitious levelling layers are products with very low emissions of volatile organic compounds EC1 PLUS GEV-EMICODE and Class A+ (Émission dans l'air intérieur - according to French Regulations). Self-levelling mortars and Litokol cementitious levelling layers are CT classified according to EN 13813 where CT indicates that the product is cement based, while classes C and F denote the mechanical resistance to compression and bending after 28 days expressed in N/mm². The product conforms to EN 13813 regulations, indicated on the Performance Declaration, as per the European Construction Products Regulation (CPR No. 305/2011/EU) and tested according to certification system 4. **The declarations of performance (DoP) are available on www.litokol.it.**



The choice of the type of adhesive (classified according to the UNI EN 12004) must be done according to the following project data:

- Target environment;**
- Type of substrate;**
- Type of ceramic tile;**
- Format of the ceramic tile.**

In the period when the tiles will be laid, it is important to check the environmental conditions. In general, laying ceramic tiles cannot be done when the temperature is below +5°C or above +35°C, nor done outside in the case of adverse weather conditions (rain, snow, wind).

➤ Regulations for Construction Products. Declaration of Performance DoP

The products conform to product harmonized standards and shown on the **Declaration of Performance (DoP)** as determined by the Regulations on **construction products (CPR - Construction Products Regulation N: 305/2011/EU)**. The declarations of performance (DoP) are available on www.litokol.it.

➤ Design of ceramic tiling according to the UNI 11493 standard

The only way to guarantee the long-lasting performance of ceramic installations is to properly plan the process. Therefore, we recommend consulting the national standards in force in each country, such as UNI 11493 standards for Italy, which provides the necessary information concerning choice of materials and correct design, use and installation, in order to ensure the achievement of the required levels of quality, performance and durability. Some of the general precautions that need to be followed are listed below as an example.

Substrates

Before installation, check that substrates are clean, free of loose fragments, properly dried and cured, flat and level, and that mechanical resistance requirements based on the intended use have been met.

Worksite conditions

At the time of application, check that temperature, humidity, light, etc. are adequate.

Materials

Check that all materials used for tiling (ceramic materials, levelling systems, adhesives, grouts, waterproofing products, etc.) are suitable for the intended use and have been correctly stored.

Expansion joints

Check that the perimeter, expansion, fractionation and structural elastic joints have been correctly designed and prepared. Fractionation joints are normally needed for 20/25 m² indoor sections, and 9-15 m² outdoor sections. For exteriors, make sure joints are properly waterproofed and sealed.

Back-buttering

For exterior installations, pools, large tiles, floors with in-



tense or heavy traffic, thin slabs, vibrating supports and situations exposed to high temperature fluctuations, the adhesive mortar must be applied to both the substrate and the back of the tiles so as to obtain a full layer of adhesive without any air pockets.

Joints

In any type of ceramic tiling, suitably sized joints must be created based on the following parameters:

- Type, format and size tolerance of tiles
- Thermal expansion coefficients of the tiling materials being used

- Mechanical properties of installation materials
- Location and path of joints
- Mechanical characteristics of the substrate
- Environment of use and expected operating conditions

Butt joints are not allowed. Any plastic spacers must be removed before grouting.

➤ Preparation of the mix

Pour the right quantity of water into a clean container and slowly add the powder, stirring with an electric drill fitted with a mixing paddle until obtaining a smooth and consistent mix without any lumps.

Leave the mix to settle for about 5 minutes and then briefly mix again for a few seconds.

➤ Adhesive application, laying the tiles and grouting

Spread the mix onto the substrate using the smooth part of the trowel to create a layer approximately 1 mm thick. Immediately afterwards, comb the product onto the surface using the notched part of the trowel. The notches of the trowel must be chosen based on the format of the tiles to be laid.

In any case, consider that 65-70% of the reverse side of tiles need **wetting for indoor installations, and 100% for outdoor installations** or floors subject to intense traffic. In outdoor installations or areas subject to high stress, it is recommended to also apply the adhesive to the back of the tiles (**back-buttering method**).

The tiles must be laid on the adhesive and firmly pressed to ensure good contact. In very warm or windy climates, or in the case of particularly absorbent substrates, the open time of the product may be drastically reduced to just a few minutes. **It is, therefore, recommended to regularly check that the adhesive has not skinned over.** In this case, the surface of the adhesive will need to be combed again using the notched trowel.

The tiles must be laid creating joints of a suitable width. Take any expansion, perimeter, control or structural joints into account.

If laid outdoors, the tiled surface must be protected for at least 24 hours against any water infiltration, and for approximately 5-7 days against any frost and direct sunlight.

Joints between the tiles can be grouted after approximately 6-8 hours in the case of wall tiles and after 24 hours in the case of floor tiles. Litochrom 0-2, Litochrom 1-6 and Litochrom 3-15 cementitious grouts can be used for grouting. FillGood EVO, the ready-for-use polymeric grout, can be used for indoor walls and floors and outdoor walls. For acid-resistant floors, we recommend using two-component epoxy grouts Epoxy Élite EVO or Starlike® EVO.




➤ **Laying thin slabs in porcelain stoneware**

The UNI 11493 standard in force in Italy which provides the indications required to choose materials, the correct design, use and installation of ceramic tiles defines thin format tiles/slabs as being no more than 5.5 mm thick. Thin slabs of reinforced layers of polymeric mesh, mats, etc. may present possible critical factors related to their behaviour in contact with adhesives and materials on which the application is planned. Such guidelines can be extended to mosaics fitted to mesh.

Litokol can support its customers in choosing the best solutions by consulting our technical support office.



Natural slab with 3 mm thickness



Slab with reinforced back with 3.5 mm thickness



Laying on façades



➤ **Laying and grouting of thin slabs**

Certain guidelines are valid for all slab formats and every kind of application (flooring, wall, indoor, outdoor).

1. The adhesive must always be used with the back-buttering technique when it is applied both to the substrate and the back of the slabs with a notched trowel, to achieve thorough wetting and prevent the formation of voids.

2. The slabs must be laid with joints of at least 2-3 mm in width to interrupt surface continuity in order to reduce the elastic modulus and, therefore, its rigidity. The elastic modulus of materials for joints is, in fact, significantly inferior to that of the slabs. Conveying greater elasticity to the tiled surface prevents dangerous stresses due to expansion caused by temperature changes, hygrometric shrinkage or settling of the structures that could lead to the detachment of the slabs.

3. The creation of elastic fractionation joints and the compliance of any structural joints is mandatory in the case of surfaces greater than 25 m². Likewise, perimeter joints are required in correspondence with walls or other elevations, such as columns, steps, etc., on smaller surfaces also.




➤ **Choice of adhesive for laying thin slabs**

The choice of the adhesive is determined by several factors listed below and will be reported in the following synopsis tables for additional clarity. The factors that determine the choice of the adhesive are:

- Slab format;
 - Type of slab: “natural” slabs without reinforcement or “reinforced” with a glass mat on the back;
 - Type of substrate;
 - Indoor or outdoor areas;
 - Flooring or walls;
 - Requirements of rapid application of the ceramic tiling;
- Thin slabs, thanks to the possibility of being produced in large formats, meet the requirements of architects and designers who choose this kind of material in order to obtain continuous surfaces, thereby minimising the grout joints. Nevertheless, a number of precautions must be taken by the installers when laying large formats and these are provided below.
- **Handling**
Firstly, utmost attention must be paid when handling these slabs by following the instructions provided by the manufacturers.
 - **Back-buttering**
As mentioned, thin slabs must always be laid with the back-buttering technique, therefore, you should choose adhesives with an extended open time (E) to prevent the film on the surface from forming too quickly or, in any case, before laying the slabs. This precaution is more important in warm weather, for slabs measuring over 3600 cm² or when installed on an outdoor façade, where it is likely to be exposed to more ventilation.

- **Flatness**
One of the main difficulties encountered in laying large format thin slabs is keeping them flat. Often, “steps” are formed at the corners because the substrates are not perfectly flat or because the slabs are flexible. Tiler installers may find it helpful to use Litokol spacers for laying flat large formats (art. 170/K) as they ensure the slabs remain correctly positioned until complete hardening of the adhesive.

- **Grouting**
Grouting of the joints can be done using both cementitious grouts and two-component epoxy mortar or FillGood EVO ready-to-use polymer mortar. If you use a cement-based product, Litokol suggests Litochrom 1-6. If you choose to create a more resistant grouting, completely non-absorbing and with high surface cleanability, Litokol recommends the use of Starlike®EVO epoxy mortar, suitable for grouting joints of a width between 1 and 15 mm.



➤ **Adhesives in dispersion**

An adhesive in dispersion is a mix of organic binders in the form of polymeric resins in aqueous dispersion, organic additives and inert fillers. The mix is a ready-to-use product and does not require any preparation.

Adhesives in dispersion are designated as type D.

➤ **Application**

Apply the product with a notched trowel directly on the substrate. Since the products are in aqueous dispersion which do not contain cement, the drying and subsequent hardening occur by water evaporation.

Check, therefore, that the substrate and tile are sufficiently absorbent to allow the adhesive to dry.

The tiles are laid on the adhesive and firmly pressed to ensure good contact. The open time in normal temperature and humidity conditions varies from 20 to 30 minutes depending on the products. Very hot or windy climates or very absorbent substrates can reduce the time significantly to a few minutes. It is, therefore, recommended to frequently check that the adhesive has not formed a surface film.

Installation with butt joints (juxtaposed tiles) is not recommended. During installation, it is necessary to work around expansion or splitting joints, if any. Leave a 5 mm space between tiles and walls, or any surface elevation. The tiled surfaces are ready for use after about 7-10 days depending on the absorption of the substrate and the environmental conditions.

➤ **Glueing of insulation panels with dispersion adhesives**

In addition to glueing all types of ceramic tiles on interior floors and walls, dispersion adhesives are also suitable for glueing in interior walls and ceiling panels in polystyrene and expanded polyurethane, glass wool, rock wool, sound-absorbing panels on absorbent substrates.

The adhesive can be applied using a notched trowel all over the surface, or can be applied just in a few points, observing the open time of the product. In any case, the quantity of adhesive applied should be sufficient to ensure the panels are securely bonded.

The slabs will then be put in place by pressing firmly to ensure they adhere correctly.




➤ **Reactive adhesives**

A reactive adhesive is a mixture of synthetic epoxy and polyurethane resins, inert fillers and organic additives, in which hardening occurs by chemical reaction induced by a catalyst. These adhesives are available with one or two components.

Reactive adhesives are designated as type D.

➤ **Application**

The two-component reactive adhesive Litoelastic EVO is suitable for the glueing any type of ceramic tiles, thin slabs, mosaics and natural stone even if sensitive moisture, interior and exterior floors and walls and also on elastic and vibrating substrates, such as wood panelling and metal surfaces.



➤ **Cementitious grouts**

Mixture of hydraulic binders, siliceous and calcareous aggregates, organic additives. The grout must be mixed with water or liquid additive before use. **Cementitious grouts are designated as type CG.**



➤ **Reactive grouts**


Mixture of epoxy resins, quartz aggregates and organic additives, in which hardening occurs by chemical reaction with the catalyst. Products consisting of two or more components. **Reactive grouts are designated as type RG.**



➤ **Choice of material for grout joints**

The choice of material for grout joints must be made in accordance with the following project criteria:

- **Width of the joint;**
- **Target area** (indoors/outdoors) and conditions of use envisaged.
- **Type of ceramic tile** (pressed/extruded; rectified/non rectified)




➤ **Joint width and type of ceramic tiling**

Laying with “butt joints” is not allowed. Under no circumstances can a joint with a width of less than 2 mm be used. The width of the joints can range approximately from 2/3 mm in the case of tiles obtained by pressing, with good dimensional regularity (rectified tiles) in indoor areas, on both rigid and dimensionally stable substrates, up to 6/8 mm in reverse situations.



Pressed tile




Pressed and rectified tile




Extruded tile

➤ **Preliminary checks and joint preparation**

The filling of joints must be done after the drying time of the cementitious mortar depending on the type of tile applied, the type of adhesive used and the environmental condition. Spacers used to ensure that the joints are straight should be removed before grouting.



The joints to be filled must be empty and free for at least two thirds of the tile thickness.



In the case of thin tiles, the joints must be empty and free for their entire thickness.



This also applies when removing old grouting in order to re-fill the joint with new grouting.



➤ **Preparation and application of the cementitious grout**

Preparation of the mix

Pour the right quantity of liquid into a clean container and slowly add the powder, stirring with an electric drill fitted with a mixing paddle until obtaining a smooth and consistent mix without any lumps. Leave the mix to settle for about 5 minutes and then briefly mix again for a few seconds.



Grouting the tiled surface

Introduce the mixture into the joints using a special rubber trowel, making diagonal movements across the joints, taking care to fill the entire thickness of the tiles without leaving any empty. Any excess material is always removed by using the rubber trowel.



Cleaning and finishing

Once the waiting time for cleaning has elapsed, i.e. when the sealant has lost its plasticity and become opaque (usually 5 to 20 minutes depending on the absorption of the tiles and the climatic conditions), you can proceed with cleaning and finishing the surface of the joints using a damp stiff cellulose sponge.

Always use diagonal movements with respect to the direction of the joints so as not to remove any filling.



Grouts

► **Preparation and application of reactive grouts**

Preparation of the mix

Pour the catalyst (component B) over component A (paste). The entire contents of the bag should be emptied out by rolling it up and gradually pressing the bag from the sealed side towards the side that has been cut.

Mix using an electric drill fitted with a mixing paddle until a uniform, lump-free mix is obtained. Scrape the sides and the bottom of the container, using a steel trowel, to make sure that all the paste is catalysed.

Hand mixing is not recommended.

The two parts are pre-dosed in their packaging, thus preventing the risk of mixing.

The paste is workable for approximately 1 hour at a temperature about +23°C.

Grouting the tiled surface

Apply the paste to the joints using a special green rubber float (art. 946 GR).

For large surfaces, an electric single-brush floor maintenance machine equipped with an abrasion-resistant rubber scraper can be used. Remove the excess product using the rubber float.

It is ready for foot traffic after 24 hours.

At a temperature of +15°C, it takes three days before the surface is set for light foot traffic. The floor is ready to use and resistant to chemicals after 5 days at a temperature of +23°C and after 10 days at a temperature of +15°C.

Cleaning and finishing

The grout work must be cleaned and finished while the product is still wet and in any case in the shortest possible time. Take care not to remove product from the joints or leave stains on the tile surface. Cleaning and finishing can be performed either manually or using an electric single-brush machine equipped with a felt disc.



First sprinkle clean water over the grouted surface. If necessary, perform initial cleaning using a float fitted with a moistened white felt pad (art. 109 GBNC). Make circular movements in both clockwise and anticlockwise directions in order to seal the sides of the tiles perfectly and to remove excess grout from the surface of the tiles.

Now perform a second pass with a sweepex sponge (art. 128/G0001) in order to obtain a smooth, closed surface and to remove completely the product from the surface of the tiles, without removing it from the joints, as well as to dry off the excess of water.

Replace the felt pad and sponge when they become soaked with resin and can no longer be cleaned.

Any stains or transparent product residue can be removed from the surface of the tiles after about 24 hours or after the joint has hardened, using the special Litonet EVO (floors) and Litonet Gel EVO (walls) detergents.



Joints done in situ

► **Joints in ceramic tiling**


In the design stage, it is very important to evaluate carefully the installation of expansion joints when producing ceramic tiling. This is to ensure the durability of the tiled surfaces, where the term "durability" means the ability of the tiles to maintain their own initial features over time, both technically and aesthetically.

► **What is a joint?**

It can be considered a shock absorber for the movements of the tiling, accommodating the expansions, contractions and the stresses that the materials undergo following phenomena of excursion or thermal variation, structural movements, dynamic stresses, vibrations induced by traffic, etc.


► **Fractionation joints**

Fractionation joints must be done in the substrate every 25 m² for indoor areas (allocations of 5x5 or 6x4 m) and 9-10 m² per outdoor areas (allocations of 3x3 or 4x2.5 m) using a mechanical shear which must be at least 1/3 of the thickness. These joints must match and be continuous of the joints on the tiles.



► **Expansion joints**

Expansion joints must be prepared so as to subdivide extensive tiling into smaller expanses of the same size described for the fractionation joints.



► **Perimeter joints**

Perimeter joints should always be arranged along the perimeter of the tiling, where this borders with the walls or other elevations from the floor such as columns and stairs, and that affect the thickness of the substrate and the ceramic tiling.



